

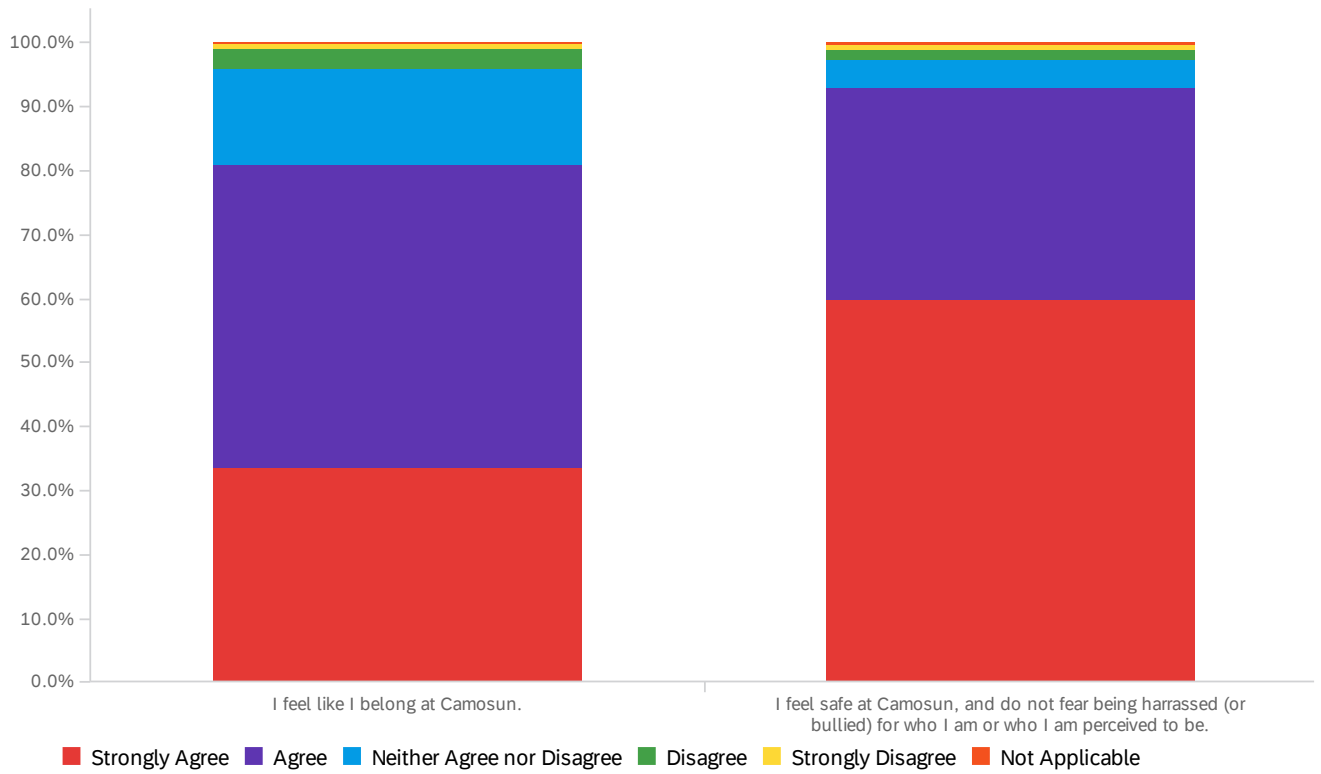
Camosun Student Experience Survey 2023 - Standard Report

Student Experience Survey - 2023

February 14, 2024 12:09 PM PST

Camosun Student Experience Survey 2023 - Standard Report

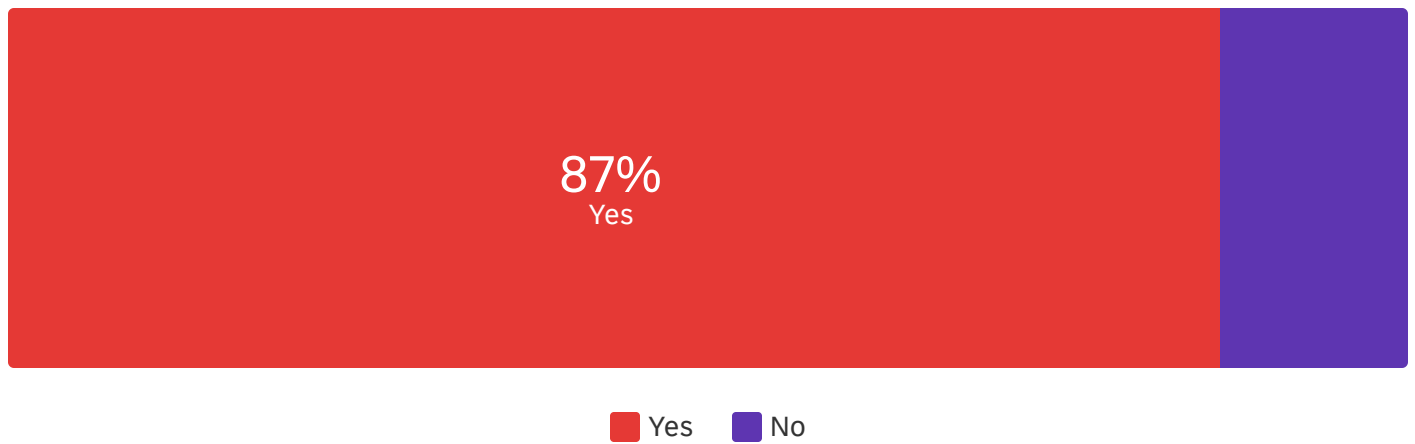
Student Life: Please select your level of agreement with the following statements:



Field	Strongly Agree	Agree	Neither Agree nor Disagree	Disagree	Strongly Disagree	Not Applicable
I feel safe at Camosun, and do not fear being harrassed (or bullied) for who I am or who I am perceived to be.	59.6%	33.3%	4.3%	1.6%	0.7%	0.4%
I feel like I belong at Camosun.	33.4%	47.4%	15.1%	3.1%	0.8%	0.2%

Showing rows 1 - 2 of 2

I am satisfied with the availability of bookable student collaboration and study spaces.



Field	Percentage
Yes	86.6%
No	13.4%
	1340

Showing rows 1 - 3 of 3

I am satisfied with the number of extracurricular opportunities available at Camosun.



■ Yes ■ No

Field	Percentage
Yes	71.6%
No	28.4%
	1337

Showing rows 1 - 3 of 3

I am satisfied with the types of extracurricular opportunities available.

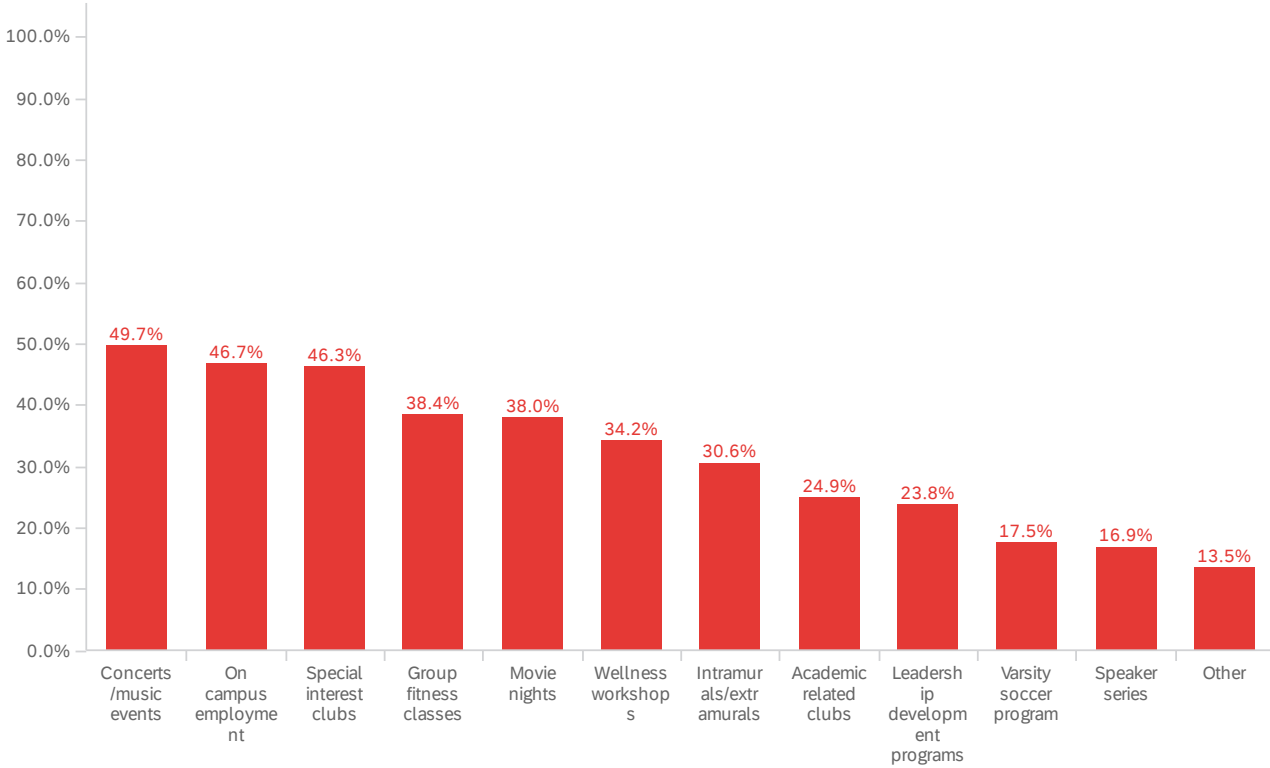


■ Yes ■ No

Field	Percentage
Yes	69.6%
No	30.4%
	1334

Showing rows 1 - 3 of 3

Please indicate what types of opportunities you would like to have added. (Check all that apply)



Field	Percentage
Concerts/music events	49.7%
On campus employment	46.7%
Special interest clubs	46.3%
Group fitness classes	38.4%
Movie nights	38.0%
Wellness workshops	34.2%
Intramurals/extramurals	30.6%
Academic related clubs	24.9%
Leadership development programs	23.8%
Varsity soccer program	17.5%
Speaker series	16.9%

Field

▲
Percentage

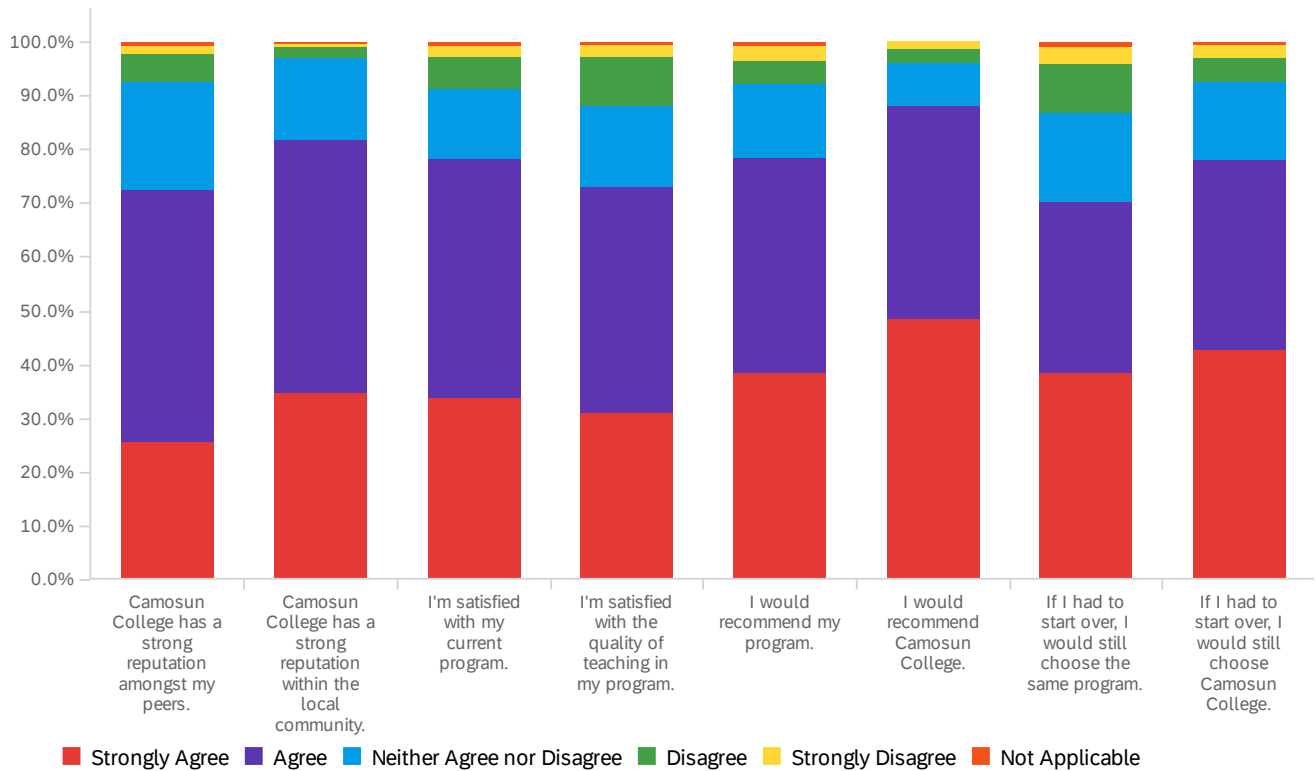
Other

13.5%

445

Showing rows 1 - 13 of 13

Education: Please select your level of agreement with the following statements:

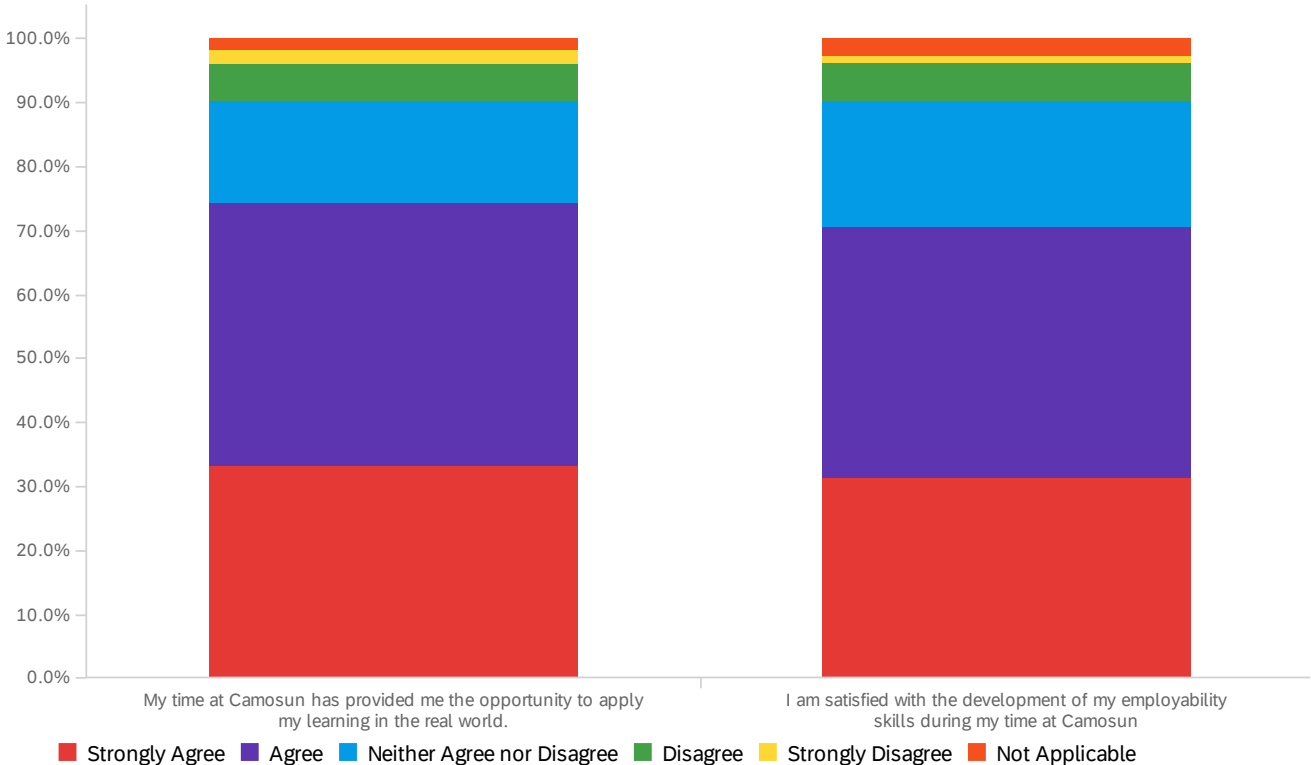


Field	Strongly Agree	Agree	Neither Agree nor Disagree	Disagree	Strongly Disagree	Not Applicable
Camosun College has a strong reputation amongst my peers.	25.6%	46.8%	20.2%	5.3%	1.4%	0.7%
Camosun College has a strong reputation within the local community.	34.6%	47.2%	15.2%	2.2%	0.6%	0.3%
I'm satisfied with my current program.	33.7%	44.5%	13.0%	5.9%	2.2%	0.7%
I'm satisfied with the quality of teaching in my program.	30.9%	42.2%	14.9%	9.2%	2.3%	0.4%
I would recommend my program.	38.4%	40.0%	13.8%	4.5%	2.7%	0.7%
I would recommend Camosun College.	48.4%	39.7%	8.0%	2.5%	1.3%	0.0%

Field	Strongly Agree	Agree	Neither Agree nor Disagree	Disagree	Strongly Disagree	Not Applicable
If I had to start over, I would still choose the same program.	38.3%	32.0%	16.5%	9.2%	3.2%	0.8%
If I had to start over, I would still choose Camosun College.	42.7%	35.4%	14.4%	4.5%	2.6%	0.4%

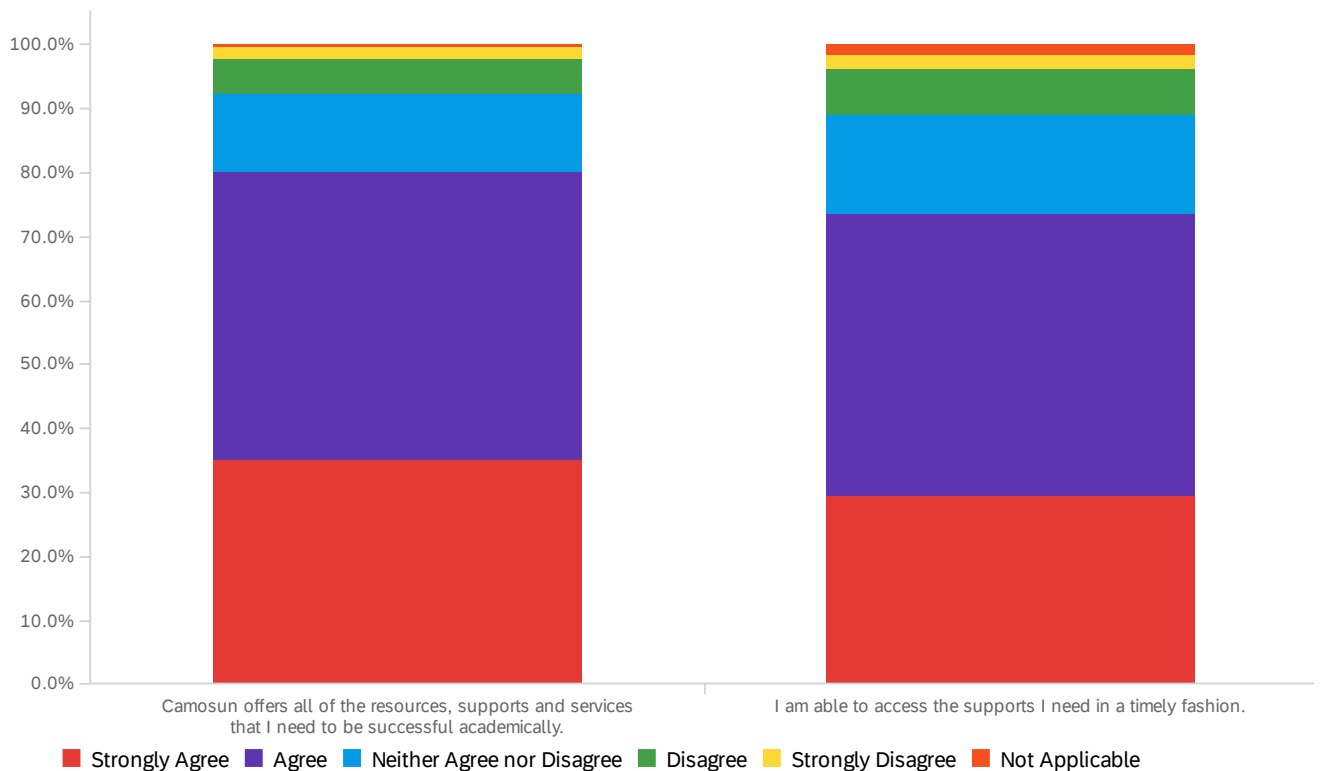
Showing rows 1 - 8 of 8

Applied Learning: Please select your level of agreement with the following statements:



Field	Strongly Agree	Agree	Neither Agree nor Disagree	Disagree	Strongly Disagree	Not Applicable
My time at Camosun has provided me the opportunity to apply my learning in the real world.	33.2%	41.1%	15.9%	5.7%	2.3%	1.8%
I am satisfied with the development of my employability skills during my time at Camosun	31.3%	39.2%	19.8%	5.9%	1.1%	2.8%

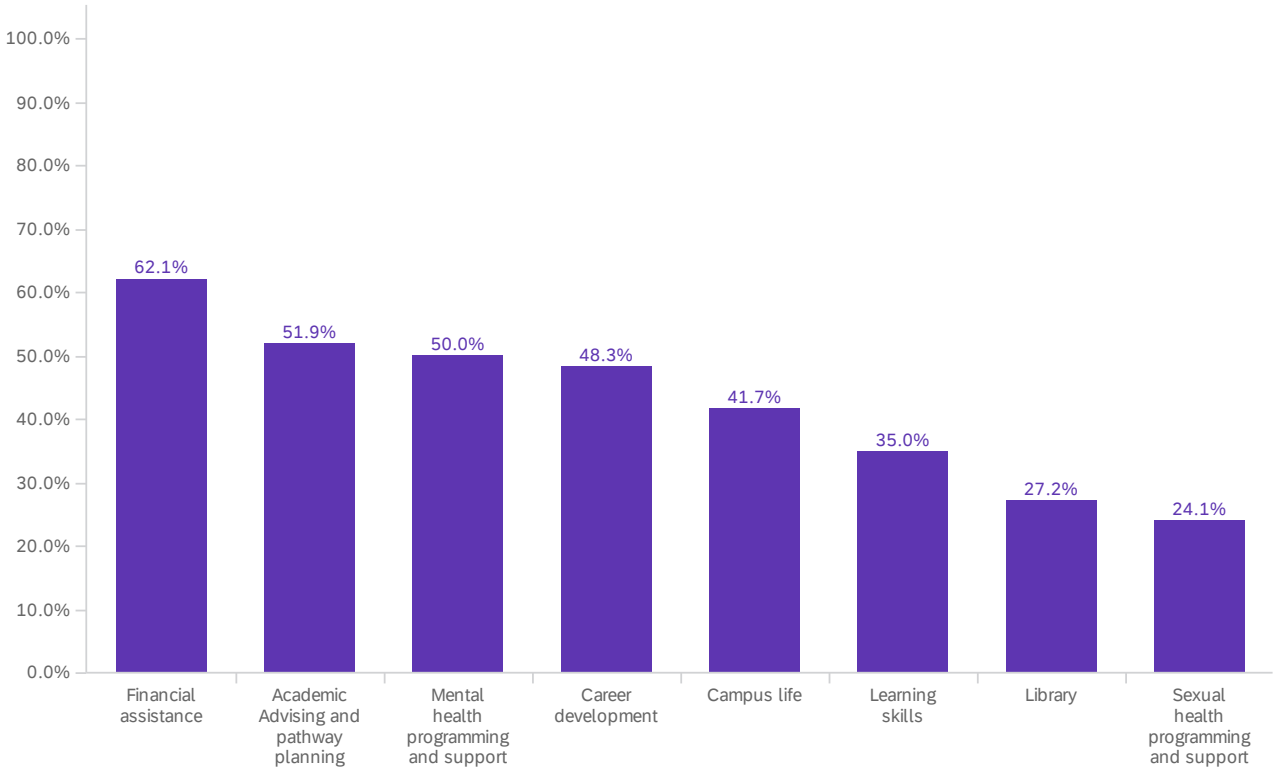
Services: Please select your level of agreement with the following statements:



Field	Strongly Agree	Agree	Neither Agree nor Disagree	Disagree	Strongly Disagree	Not Applicable
Camosun offers all of the resources, supports and services that I need to be successful academically.	35.0%	45.0%	12.2%	5.5%	1.9%	0.4%
I am able to access the supports I need in a timely fashion.	29.3%	44.2%	15.5%	7.2%	2.3%	1.6%

Showing rows 1 - 2 of 2

In September 2020, and in partnership with the Camosun College Student Society, a new Camosun Student Services Fee was implemented to enhance the student experience and positively impact student life. These enhancements include services and programs related to the physical and psychological health and well-being of students; social, recreational, and cultural activities and programs; academic and career pathway planning; learning skills supports; campus life, leadership, and engagement; and improved in-person and online student service delivery. In what areas of student support should the College continue to invest these funds (check all that apply):



Field	Percentage
Financial assistance	62.1%
Academic Advising and pathway planning	51.9%
Mental health programming and support	50.0%
Career development	48.3%
Campus life	41.7%
Learning skills	35.0%
Library	27.2%

Field

Percentage ▲

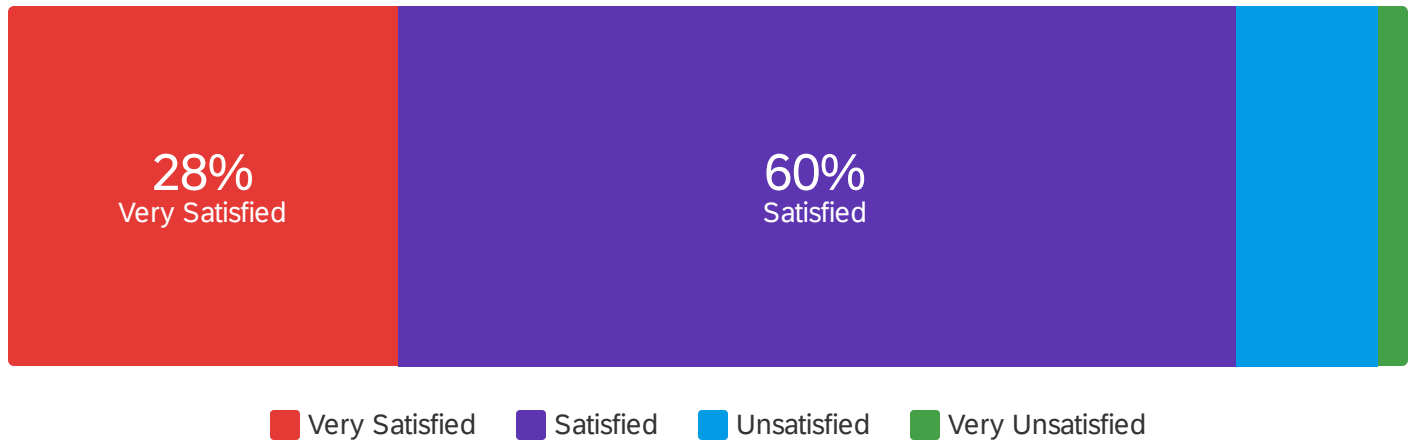
Sexual health programming and support

24.1%

1315

Showing rows 1 - 9 of 9

Academic Pathway Planning : Please select your level of agreement with the following statement: I am satisfied with the Camosun resources available to support my program and course selections

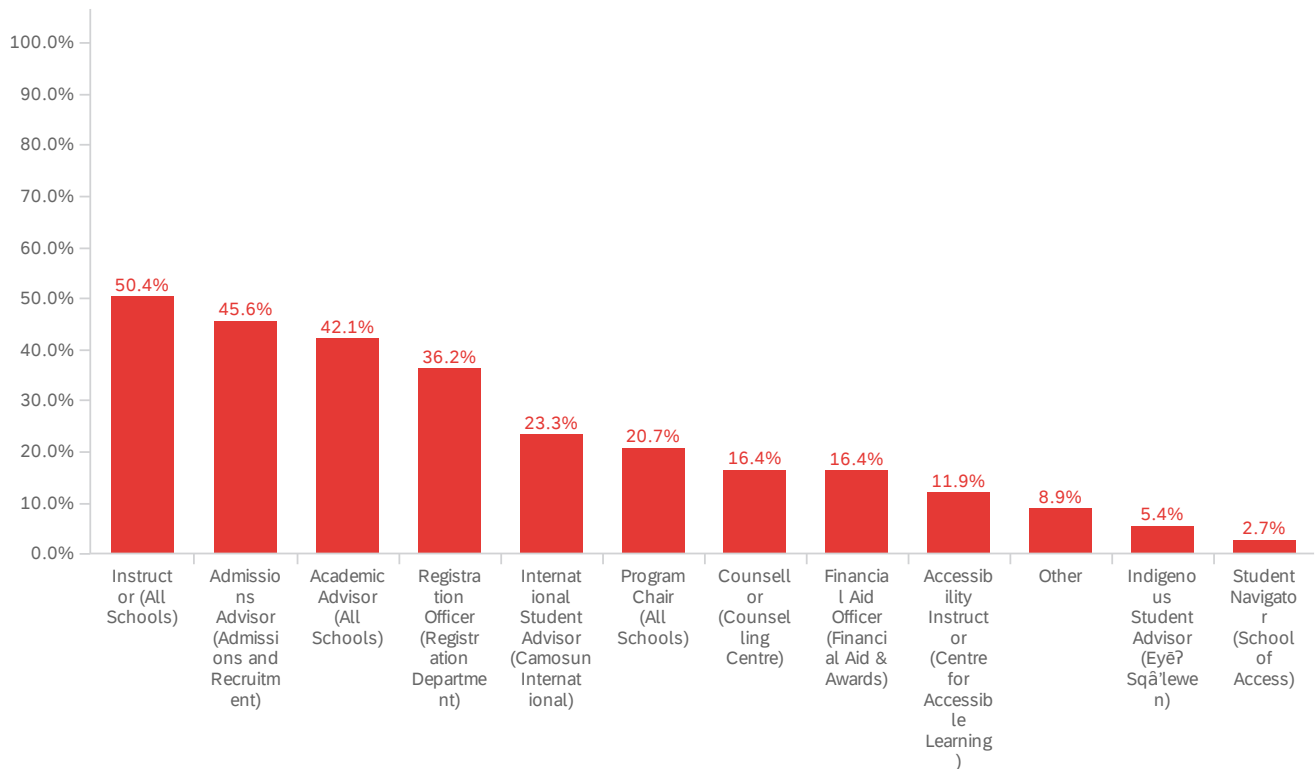


Field	Percentage
Very Satisfied	27.8%
Satisfied	60.0%
Unsatisfied	10.1%
Very Unsatisfied	2.1%

1342

Showing rows 1 - 5 of 5

Please indicate the individuals who you have contacted to support program and course selection (check all that apply):



Field	Percentage
Instructor (All Schools)	50.4%
Admissions Advisor (Admissions and Recruitment)	45.6%
Academic Advisor (All Schools)	42.1%
Registration Officer (Registration Department)	36.2%
International Student Advisor (Camosun International)	23.3%
Program Chair (All Schools)	20.7%
Financial Aid Officer (Financial Aid & Awards)	16.4%
Counsellor (Counselling Centre)	16.4%
Accessibility Instructor (Centre for Accessible Learning)	11.9%
Other	8.9%
Indigenous Student Advisor (Eye? Sqâ'lewen)	5.4%

Field

Percentage ▲

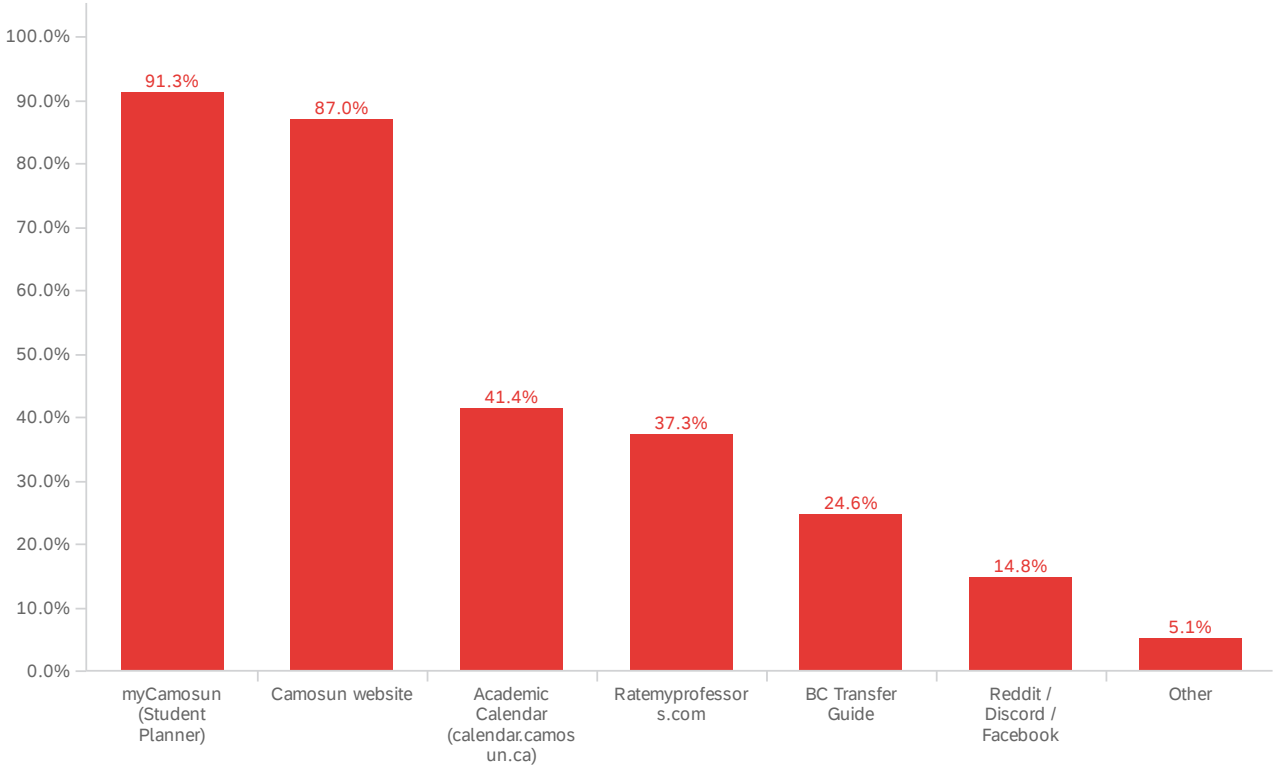
Student Navigator (School of Access)

2.7%

1290

Showing rows 1 - 13 of 13

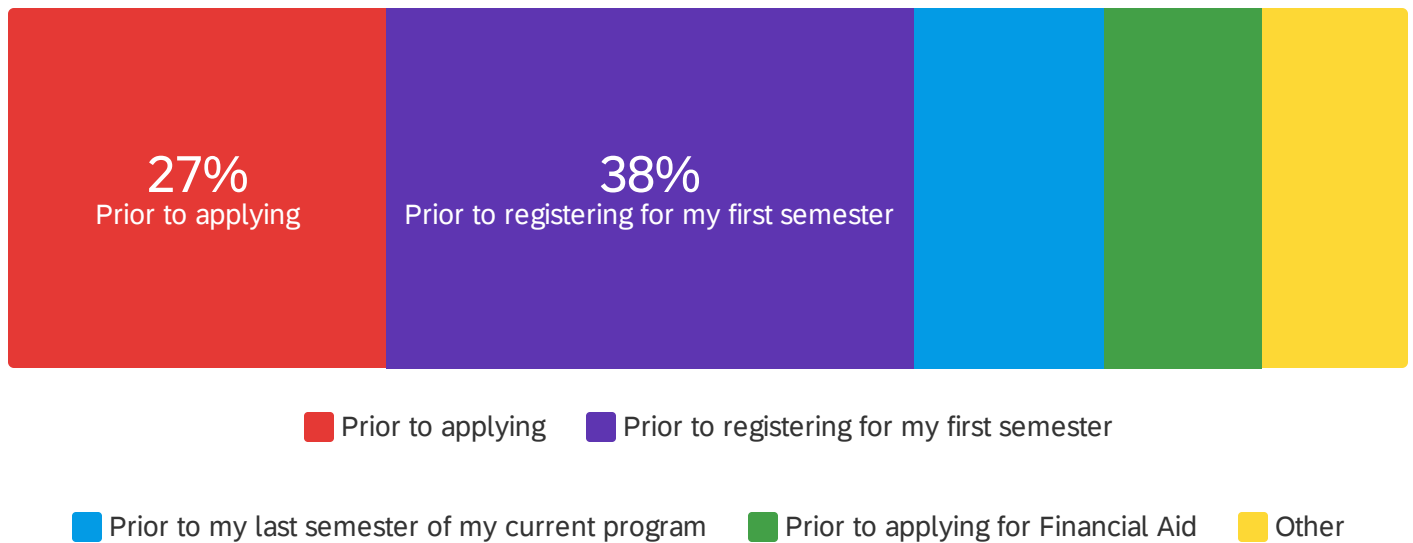
Please indicated which electronic resources you have utilized to inform your program and course selection (check all that apply):



Field	Percentage
myCamosun (Student Planner)	91.3%
Camosun website	87.0%
Academic Calendar (calendar.camosun.ca)	41.4%
Ratemyprofessors.com	37.3%
BC Transfer Guide	24.6%
Reddit / Discord / Facebook	14.8%
Other	5.1%
	1340

Showing rows 1 - 8 of 8

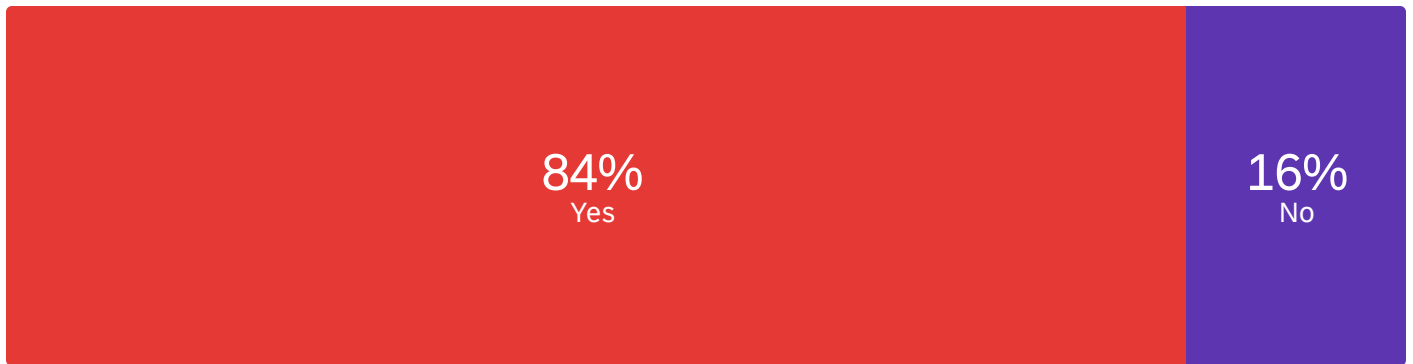
At what point in your Camosun journey would you have wanted additional support for your educational planning decisions?



Field	Percentage
Prior to applying	27.1%
Prior to registering for my first semester	37.6%
Prior to my last semester of my current program	13.6%
Prior to applying for Financial Aid	11.3%
Other	10.4%
	1286

Showing rows 1 - 6 of 6

Would you be interested in more self-service resources to be available to support your educational decisions?



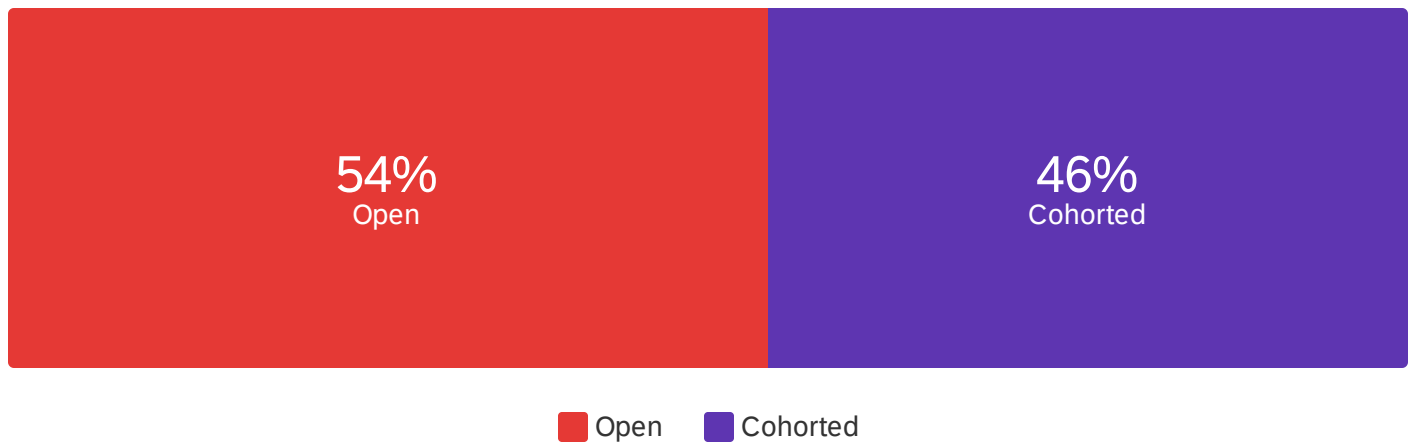
■ Yes ■ No

Field	Percentage
Yes	84.3%
No	15.7%

1333

Showing rows 1 - 3 of 3

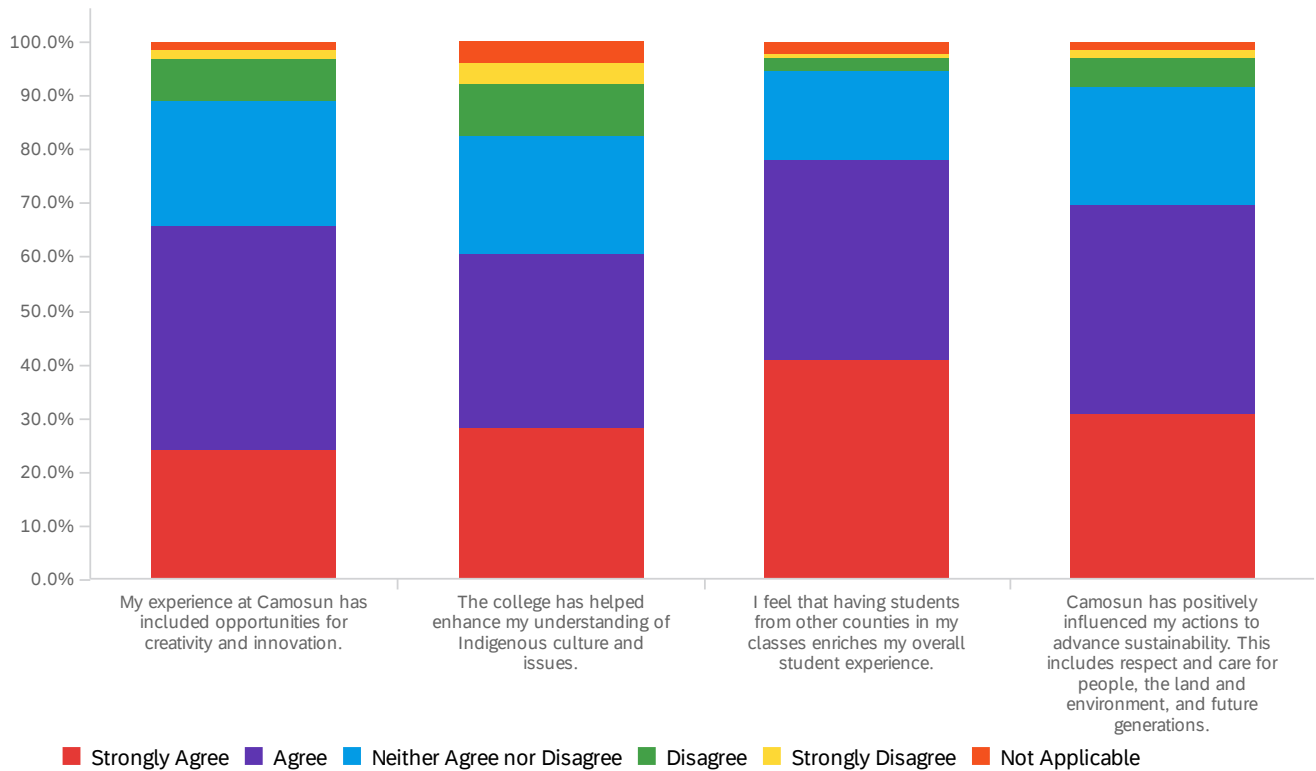
Are you in an Open program (you choose your courses) or a Cohorted program (your courses are chosen for you)?



Field	Percentage
Open	54.3%
Cohorted	45.7%
	1342

Showing rows 1 - 3 of 3

Strategic Plan: Please select your level of agreement with the following statements:



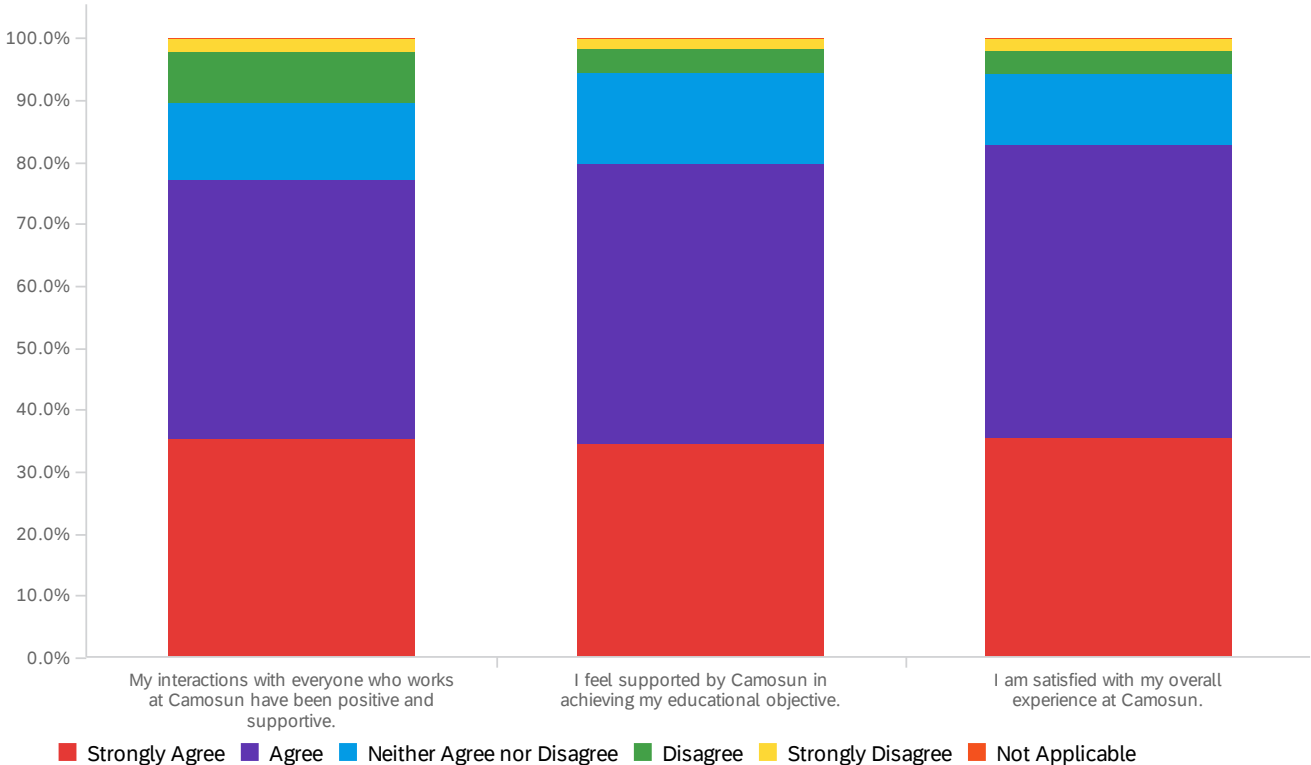
Field	Strongly Agree	Agree	Neither Agree nor Disagree	Disagree	Strongly Disagree	Not Applicable
My experience at Camosun has included opportunities for creativity and innovation.	24.0%	41.7%	23.2%	7.9%	1.7%	1.4%
The college has helped enhance my understanding of Indigenous culture and issues.	28.1%	32.4%	21.9%	9.9%	3.8%	4.0%
I feel that having students from other counties in my classes enriches my overall student experience.	40.8%	37.3%	16.5%	2.4%	0.9%	2.2%
Camosun has positively influenced my actions to advance	30.8%	39.0%	21.8%	5.3%	1.7%	1.4%

Field	Strongly Agree	Agree	Neither Agree nor Disagree	Disagree	Strongly Disagree	Not Applicable
-------	----------------	-------	----------------------------	----------	-------------------	----------------

sustainability. This includes respect and care for people, the land and environment, and future generations.						
--	--	--	--	--	--	--

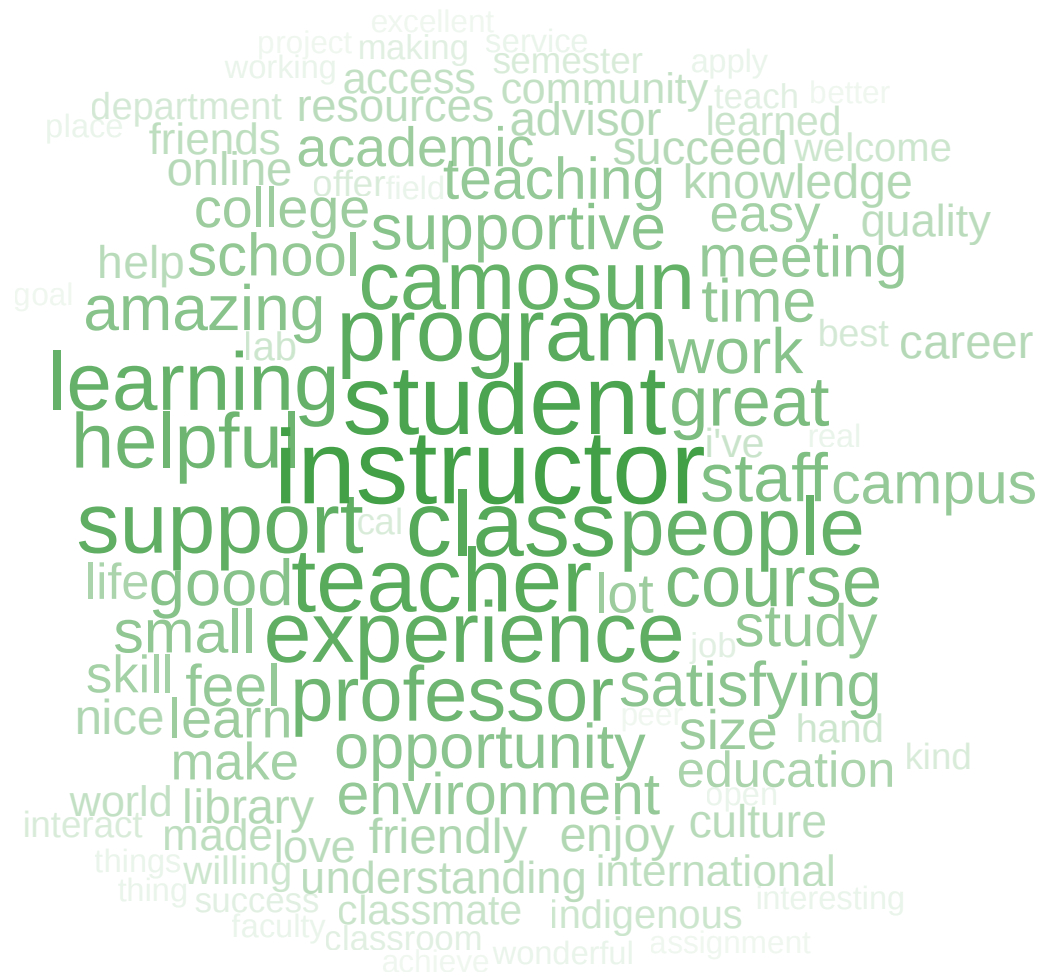
Showing rows 1 - 4 of 4

Overall Experience: Please select your level of agreement with the following statements:

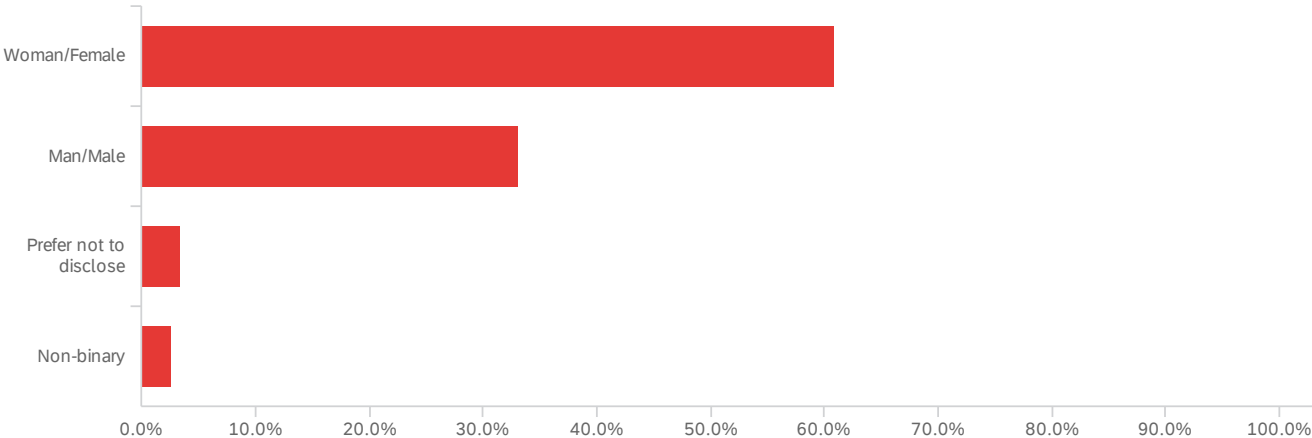


Field	Strongly Agree	Agree	Neither Agree nor Disagree	Disagree	Strongly Disagree	Not Applicable
My interactions with everyone who works at Camosun have been positive and supportive.	35.3%	41.9%	12.3%	8.3%	2.2%	0.1%
I feel supported by Camosun in achieving my educational objective.	34.5%	45.2%	14.7%	3.9%	1.6%	0.1%
I am satisfied with my overall experience at Camosun.	35.4%	47.3%	11.4%	3.7%	2.0%	0.1%

What has been most satisfying about your experience so far at Camosun?



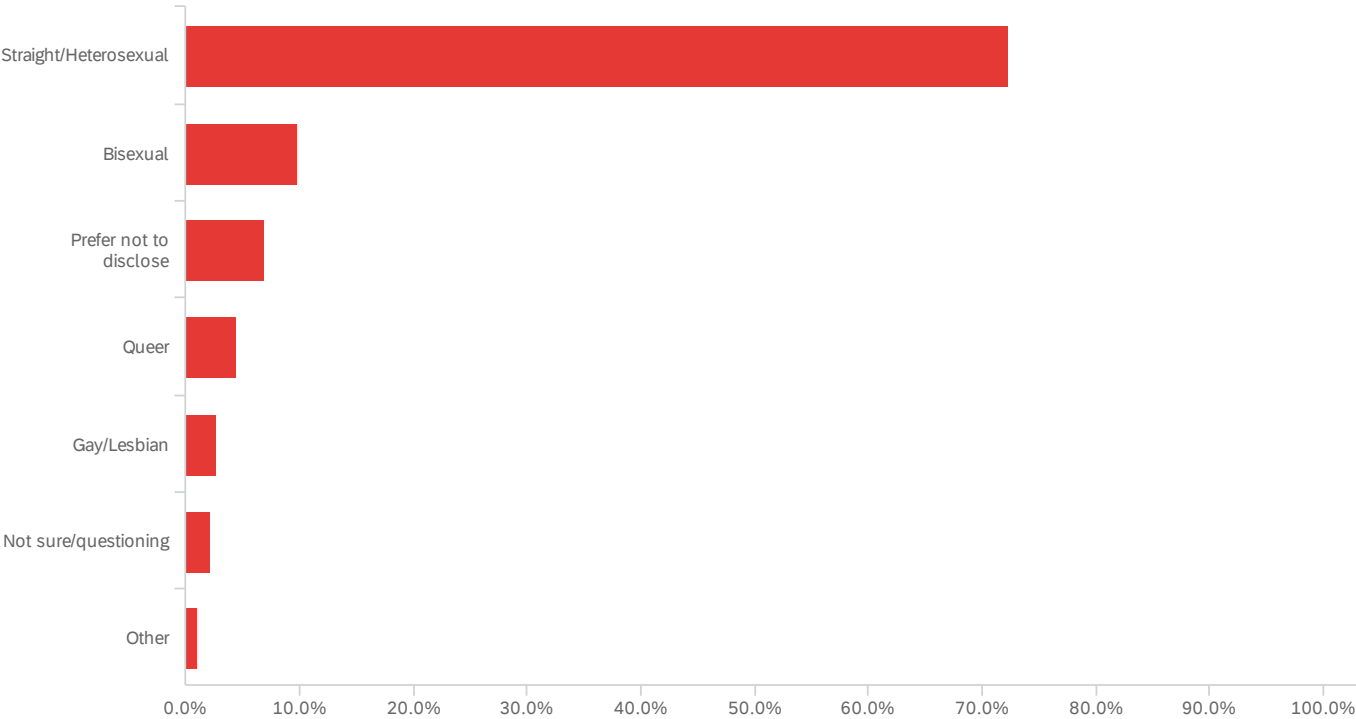
Gender:



Field	Percentage
Woman/Female	60.9%
Man/Male	33.1%
Prefer not to disclose	3.4%
Non-binary	2.6%
	1348

Showing rows 1 - 5 of 5

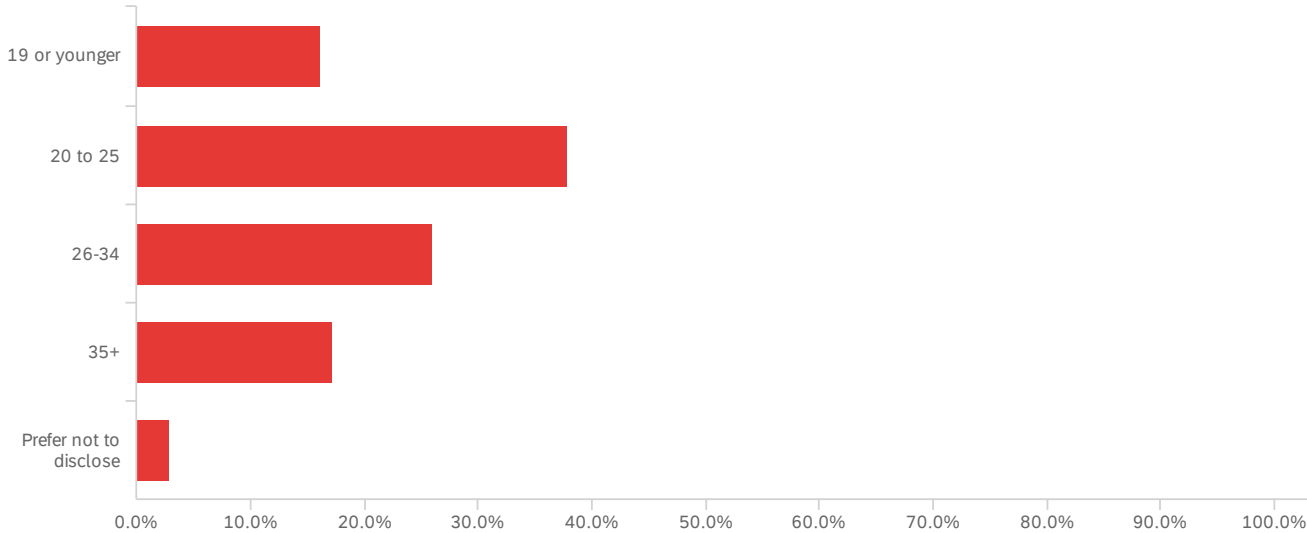
Orientation



Field	Percentage
Straight/Heterosexual	72.4%
Bisexual	9.8%
Prefer not to disclose	6.9%
Queer	4.4%
Gay/Lesbian	2.7%
Not sure/questioning	2.2%
Other	1.1%
	1331

Showing rows 1 - 8 of 8

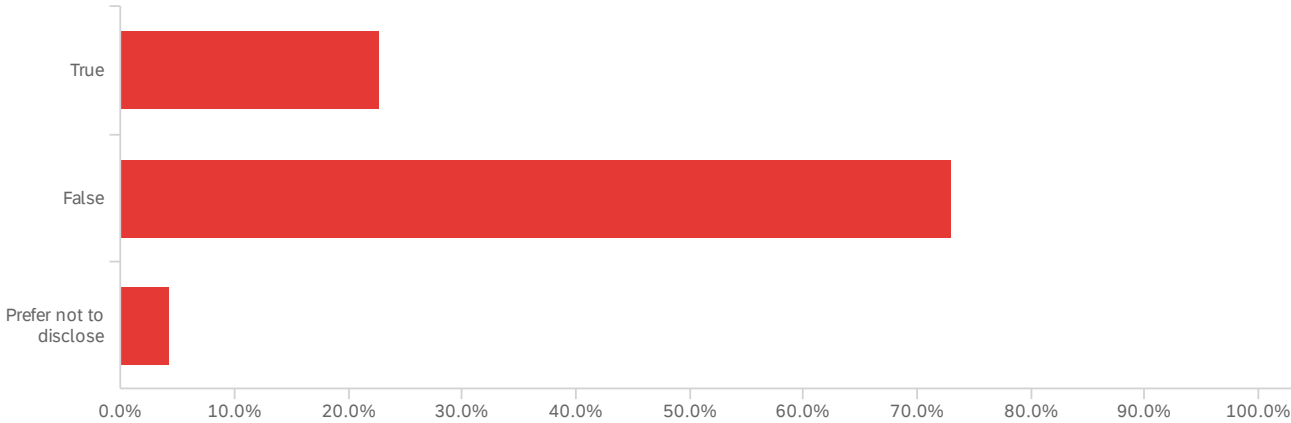
Age



Field	Percentage
19 or younger	16.1%
20 to 25	37.8%
26-34	26.0%
35+	17.2%
Prefer not to disclose	2.8%
	1345

Showing rows 1 - 6 of 6

I am the first in my family to attend post-secondary school.



Field	Choice Count
True	22.8% 307
False	73.0% 985
Prefer not to disclose	4.2% 57
	1349

Showing rows 1 - 4 of 4

IE/DOM



■ DO ■ IE

Field	Percentage
Domestic	73.8%
International	26.2%
	1349

Showing rows 1 - 3 of 3

English is NOT my first language.



True False


Field	Percentage
True	36.9%
False	63.1%
	1348

Showing rows 1 - 3 of 3

I identify ethnically as:



I live with a disability.

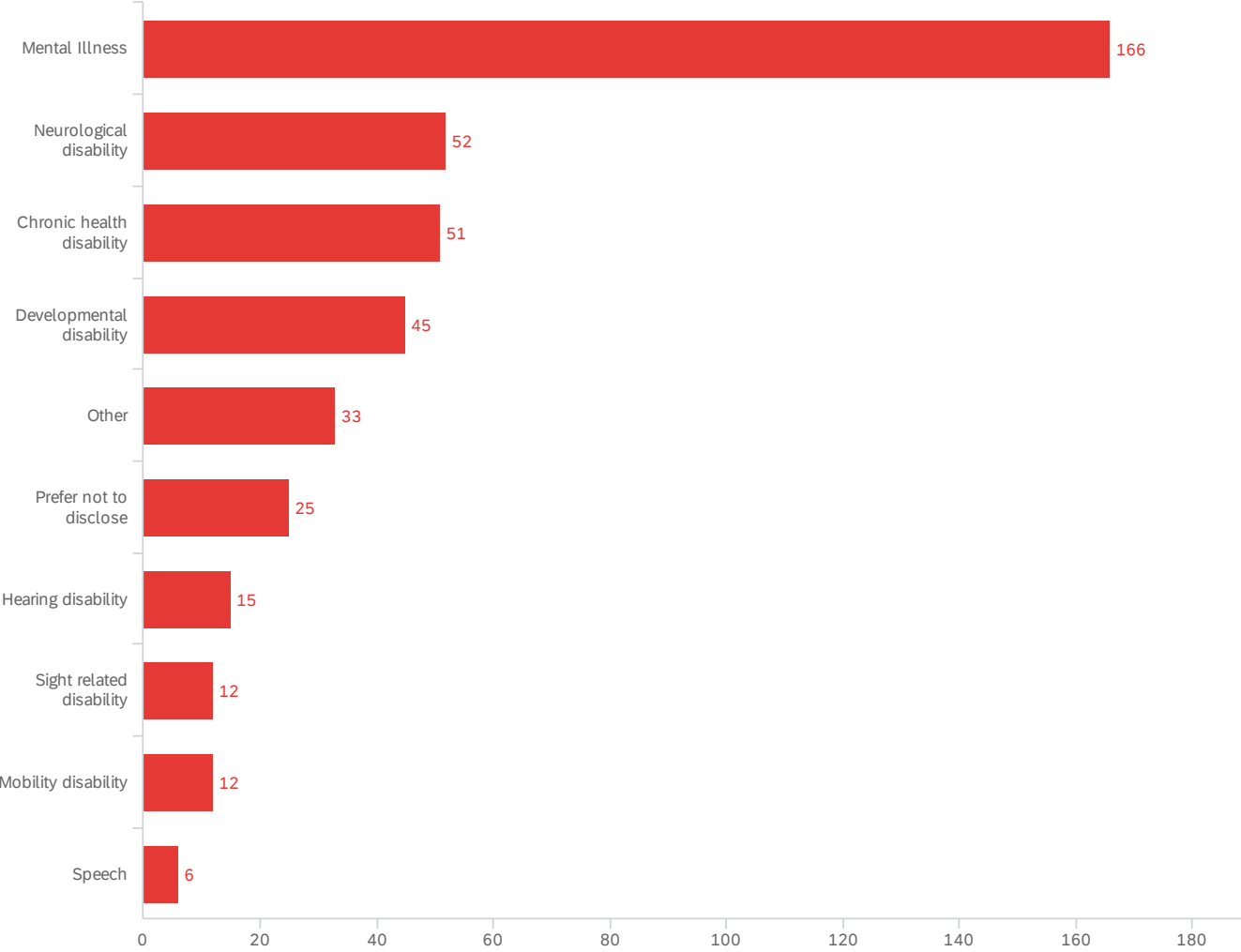


True False

Field	Percentage
True	19.0%
False	81.0%
	1343

Showing rows 1 - 3 of 3

Please select all disabilities that apply:



Field	Percentage
Mental Illness	66.1%
Neurological disability	20.7%
Chronic health disability	20.3%
Developmental disability	17.9%
Other	13.1%
Prefer not to disclose	10.0%
Hearing disability	6.0%
Sight related disability	4.8%

Field

▲
Percentage

Mobility disability

4.8%

Speech

2.4%

251

Showing rows 1 - 11 of 11

I am registered with the Centre for Accessible Learning.



■ True ■ False

Field	Percentage
True	58.9%
False	41.1%
253	

Showing rows 1 - 3 of 3

I receive academic accommodations.




True False

Field	Percentage
True	56.7%
False	43.3%
	254

Showing rows 1 - 3 of 3

Indigenous



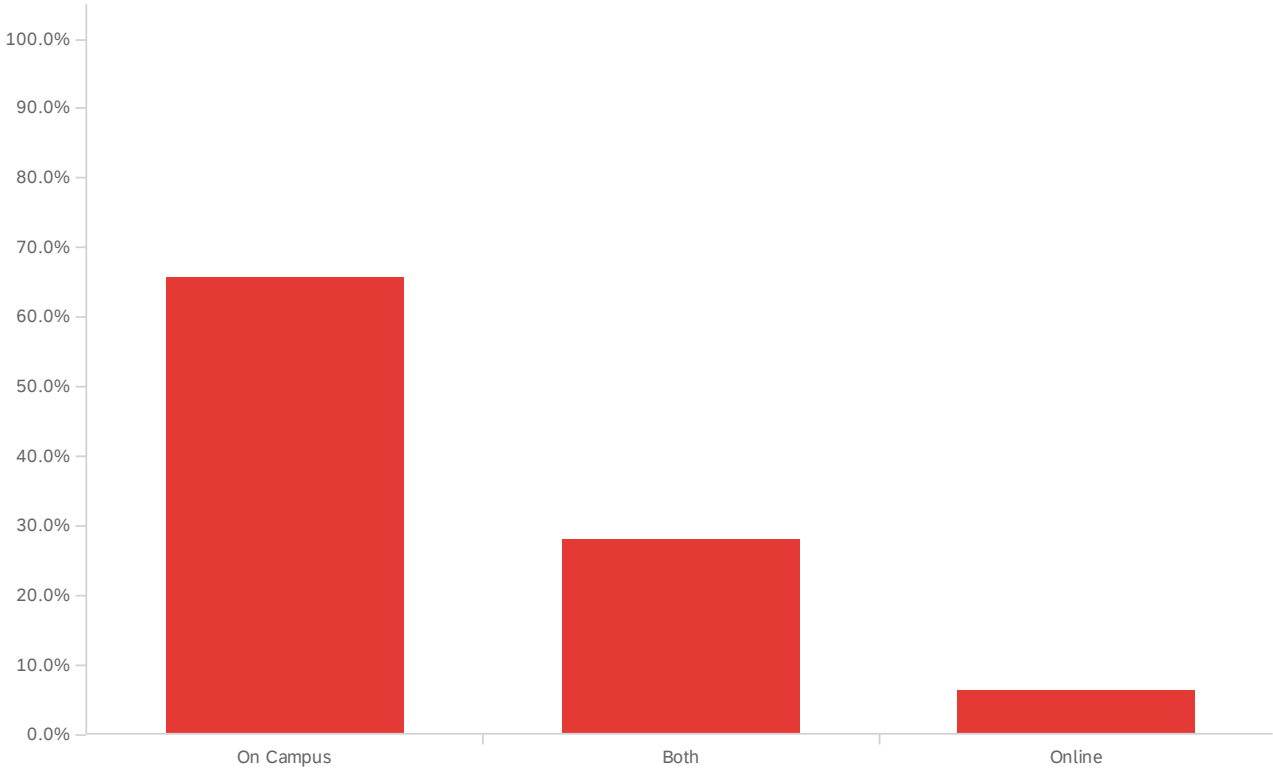
■ No ■ Yes

Field	Percentage
No	94.0%
Yes	6.0%

1349

Showing rows 1 - 3 of 3

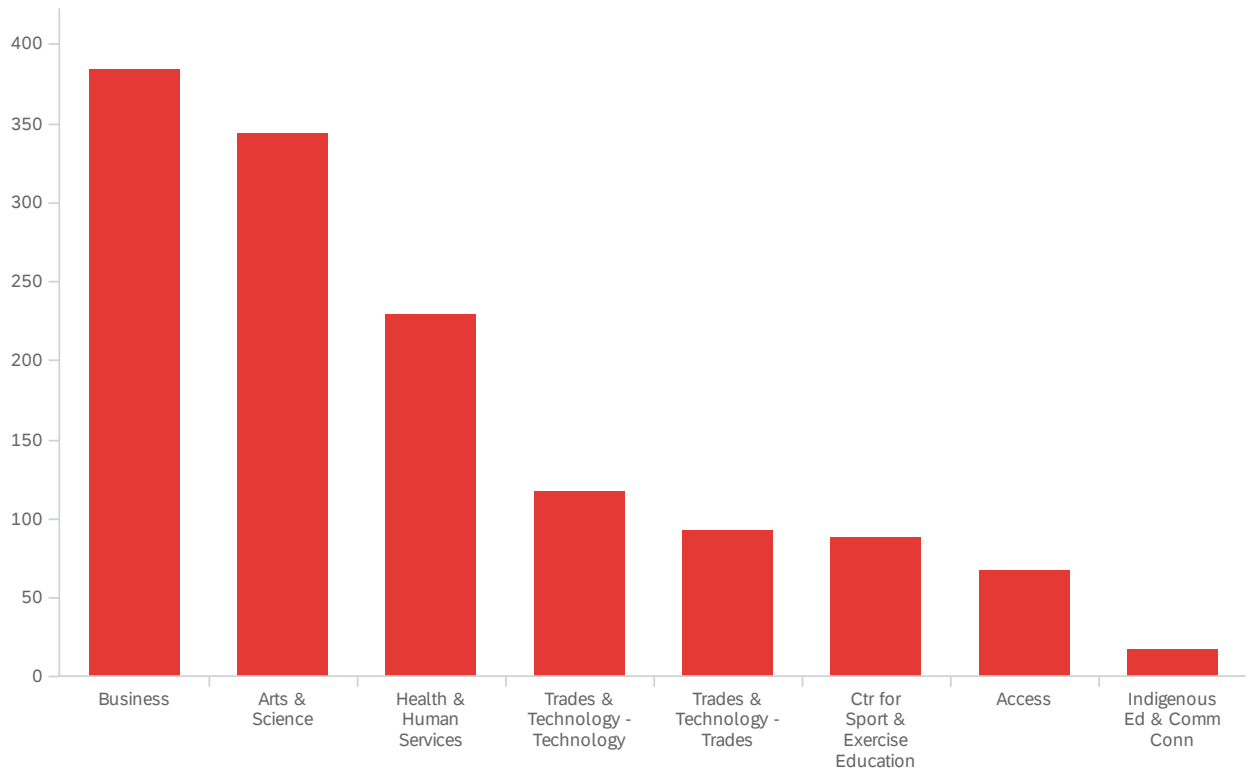
Location



Field	Percentage
On Campus	65.7%
Both	28.0%
Online	6.3%
	1349

Showing rows 1 - 4 of 4

School



Field	Percentage
Business	28.7%
Arts & Science	25.6%
Health & Human Services	17.1%
Trades & Technology - Technology	8.7%
Trades & Technology - Trades	6.9%
Ctr for Sport & Exercise Education	6.6%
Access	5.0%
Indigenous Ed & Comm Conn	1.3%
	1340

Showing rows 1 - 9 of 9

End of Report

