




2010/2011 FINANCIAL INFORMATION ACT REPORT

(Published in accordance with the Public Bodies Information Act of British Columbia,
1987, Chapter 8, and the Financial Information Act.)



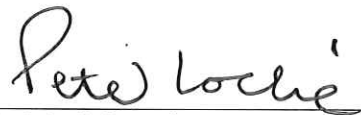
There were no guarantees or indemnities given by the College during the 2010/2011 fiscal year that required government approval prior to being given under the *Guarantees and Indemnities Regulation* (B.C. Reg. 258/87).

The College has reported its outstanding debt as at March 31, 2011 in Note 6 to the Financial Statements.



Chair, Board of Governors
9/12/11

September 12, 2011



VP, Administration
& Chief Financial Officer
12/11

September 12, 2011

CAMOSUN COLLEGE

MANAGEMENT REPORT


The Financial Statements contained in this Statement of Financial Information under the *Financial Information Act*, have been prepared by management in accordance with generally accepted accounting principles and the integrity and objectivity of these statements are management's responsibility. Management is also responsible for all the statements and schedules, and for ensuring that this information is consistent, where appropriate, with the information contained in the financial statements.

Management is also responsible for implementing and maintaining a system of internal controls to provide reasonable assurance that reliable financial information is produced.

The Board of Governors is responsible for ensuring that management fulfils its responsibilities for financial reporting and internal control and exercises this responsibility through the Finance and Audit Committees of the Board. The Finance Committee reviews proposed budgets, monitors financial results and reports on any significant financial matters. It meets with management 6 times a year. In addition, the Audit Committee, composed of independent Governors, appoints the external auditors, reviews the audit plan and meets with the external auditors to receive their reports prior to making recommendations to the Board of Governors. It meets 3 times a year.

The Auditor General of British Columbia conducts an independent examination, in accordance with generally accepted auditing standards, and expresses his opinion on the financial statements. This examination does not relate to the other schedules and statements required by the Act. This examination includes a review and evaluation of the College's system of internal control and appropriate tests and procedures to provide reasonable assurance that the financial statements are presented fairly. The external auditors have full and free access to the Audit Committee of the Board.

On behalf of Camosun College:



Name: Peter Lockie
Title: Vice-President, Administration
& Chief Financial Officer
Date: September 12, 2011



**STATEMENT OF REMUNERATION AND
EXPENSES
FOR THE BOARD OF GOVERNORS
FOR THE YEAR ENDED MARCH 31, 2011**

Total amount of remuneration for each board member and the total amount of expenses paid to or on behalf of that board member.

Prepared under the Financial Information Regulation, Schedule 1, section 6(2), (3), (4), (5) and (6)

Employee Name	Remuneration	Expenses
Bourey, Nancy*	38,717	2,091
Chan, Kyman T	2,000	432
Dalby, Wayne	2,000	65
Farmer, Lynda	2,500	283
Gillespie, Christopher**	2,000	378
Horncastle, Brian*	58,497	3,196
Laurin, Kathryn*	178,513	25,663
Lucas, Margaret	2,000	65
Marshall, Scott***	2,000	49
Parkhill, Stephen	2,000	65
Pattison, Marilyn	2,000	65
Ross, Linda	1,833	65
Simcoe, Janice*	84,475	3,858
Tarnai-Lokhorst, Kathy*	85,724	3,134
Todd, Keith*	44,035	16
Turcotte, Michel**	2,000	348
	\$ 510,293	\$ 39,775

*Employee/Board members receive no stipend in respect of their Board duties.

**Student/Board Members may include Award/scholarship or other income unrelated to Board duties

***Remuneration of Scott Marshall paid to Wilson Marshall Law Corp



**STATEMENT OF EMPLOYEES'
REMUNERATION AND EXPENSES FOR
THE YEAR ENDED MARCH 31, 2011**

Total amount of remuneration for each employee that exceeds \$75,000 and the total amount of expenses paid to or on behalf of that employee, excluding employees who are members of the Board of Governors and excluding any amounts paid under a severance agreement.

Prepared under the Financial Information Regulation, Schedule 1, section 6(2), (3), (4), (5) and (6)

Employee Name	Remuneration	Expenses
Adu-Febiri, Francis	86,227	3,101
Ainsley, Darryl	84,829	2,997
Aitchison, Lee	82,511	1,295
Albano, Mice	85,593	2,514
Alexander, Julie	85,485	6,113
Alexander, Kevin	87,208	-
Allen, Glen	77,637	-
Anderson, Kristal	78,510	5,887
Andmore, Josje	85,189	4,520
Armstrong, David	85,747	3,660
Auchinachie, Valerie	87,275	5,115
Augeard, Brigitte	87,147	3,025
Ayers, Tim	92,113	-
Bai, Bao-Qin	85,892	2,043
Ballinger, George	85,593	-
Balmer, Christopher	85,376	2,892
Bannikoff, Sandra	76,834	984
Baril, Suzanne	77,432	1,086
Barker, Ada	85,598	1,397
Barker, Deryk	85,268	-
Bartlett, C J	84,899	-
Baskerville-Bridges, Robin	88,595	-
Bassett, Shirley	82,566	3,731
Bassett, William	86,717	2,571
Belliveau, Dianne	84,357	2,960
Bennett, Jennifer	77,361	5,796
Bergeron, Dominic	88,964	53
Bergerud, Daniel	85,449	-
Berry, Stuart	95,878	8,415
Bhattacharya, Ranjan	105,987	15,848
Biasio, Heather	84,841	1,362
Bigauskas, Ray	85,137	1,031
Bishop, Stephen	86,992	4,395
Bissley, Marc	85,257	2,104
Bland, Thomas	85,406	-
Blank, Bonnie	85,449	1,399
Blundon, David	85,078	2,685
Bolt, Clarence	85,449	3,989
Bonin, Lucien	89,580	1,676

Boraas, John	114,493	27,656
Borins, Michael	81,417	3,688
Bouallouche, Amar	90,145	872
Bowe, Alison	75,407	1,156
Bradley, Carmen	76,452	846
Brady, Paul	88,294	2,795
Brady, Rodger	75,827	-
Brindle, Ian	98,531	3,793
Broad, Kyle	87,593	1,546
Brooks, Nigel	86,053	-
Broom, Zoe	85,433	3,450
Brown, Christine	91,108	917
Browning, Ian	81,751	1,780
Bryce, Andrew	88,989	293
Buck, Martin	84,884	2,538
Burchnall, James	89,197	4,040
Burrage, Peter	88,989	2,542
Burton, Toni	84,985	6,031
Caldwell, Judy	82,666	566
Cameron, Ian	86,776	271
Carre, Frank	86,846	4,322
Caswell, Rick	85,449	12
Cazelais, Gilles	84,985	-
Chamberlain, Timothy	80,753	2,703
Chan, Arnold	79,172	52
Chen, Susan	85,593	3,000
Chia, Pei Mei	85,508	1,124
Christensen, Kirsten	84,172	1,519
Chung, Lawrence	99,880	1,366
Chung, Stan	83,197	1,884
Clark, Brenda	84,899	214
Code, William	92,614	3,019
Cohen, Janet	84,291	3,389
Colangeli, Anna	85,395	4,949
Conklin, John	84,841	245
Conway, Jacqueline	76,065	5,748
Corrigan, Shari	84,204	5,253
Crowther, Douglas	86,693	1,183
Cuizon, Gemma	76,840	-
Curtis, Trevor	87,656	2,214
Daigle, Daniel	81,544	829
Darroch, Gloria	93,883	4,495
Dawson, Leelah	83,972	7,570
Deane-Clark, Heather	87,586	1,759
Dehalt, Annette	79,022	-
Denchev, Yolina	95,360	4,250
Dishkin, Norm	80,867	6,384

Dixon, Gordon	85,122	913
Dober, Clemens	79,415	-
Doran, James	85,593	762
Downarowicz, Jadwiga	85,550	2,584
Drader, Robin	77,779	2,771
Drews, Marilyn	84,899	2,818
Dumonceaux, Ann	82,403	-
Duncan, Alan	93,516	2,568
Dundas, Melvyn	85,593	2,100
Dunkley, Christina	82,401	4,141
Dunning, Troy	96,163	1,333
Dyer, Clifford	80,571	294
Edmond, Linda	84,899	1,995
Edwards, Barbara	87,498	1,658
Egeland, Erin	84,325	5,774
Elkin, Timothy	82,446	1,824
Fast, Robin	81,946	5,925
Ferriss, Anita	84,072	12,578
Fertile, Candace	90,192	3,492
Fiore, Pasquale	84,696	3,747
Fischer, Raymond	90,104	3,022
Frayling, Amanda	85,061	-
Frost, Catherine	84,534	1,724
Fukushima, Masayuki	85,449	2,029
Gantly, Katrina	81,195	-
Garrison, Randall	85,449	2,855
Gascoyne, Debbie	84,899	738
Gaudreault, Patricia	75,214	4,515
Gibbs, Allen	87,950	2,389
Gibbs, Renate	85,644	910
Gilbert, Donald	84,804	5,761
Gordon, John	90,895	3,350
Gormican, Stephen	77,303	1,825
Gosse, Carole	86,934	826
Greengoe, Nicole	109,386	2,440
Greig, David	86,095	3,792
Gruno, Paul	87,473	-
Hadian, Shohreh	85,550	8
Haig, Graham	85,449	1,392
Hall, Carly	90,104	15,811
Hamilton, Tark	83,416	4,673
Hampton, John	85,593	-
Hannant, Larry	84,516	2,894
Harrison, Sybil	93,208	7,458
Hartman, Ken	84,148	72
Haynes, Sheryl	76,070	45
Heagy, Robin	90,276	63

Hedge, Peter	84,029	612
Heerah, Imtehaze	75,165	2,948
Henwood, Nancy	80,999	1,906
Herringer, Barbara	114,493	3,984
Herron, Brian	82,651	1,925
Hilman, Donald	88,457	-
Hlady, Deborah	77,043	2,795
Hoggard, Amy	78,732	3,704
Hoh, Joseph	88,381	4,414
Holland, Ken	102,165	2,588
Horsman, Beverly	85,449	-
Howard, Ronald	78,975	-
Hoyland, Antoinette	85,476	730
Huelscher, Deborah	101,156	1,718
Huffman, Shauna	77,741	947
Hughes, Frederick	93,165	789
Hulbert, Elizabeth	87,975	3,751
Humphries, Robert	92,276	4,725
Hunt, Judith	82,657	2,880
Hunter, Peggy	84,204	2,145
Iribarne, Jeanne	78,605	2,268
Iverson, Stephen	86,549	16
Jackson, Beverly	86,113	1,468
Jackson, Janet	79,866	32
Jaffey, Marina	82,479	2,994
Jantzen, Darlaine	75,184	812
Kaercher, Karin	85,695	4,222
Kemp, Timothy	79,658	-
Kerins, Kristine	79,579	2,270
Khalifa, Nasr	88,259	112
Kirchner, Christine	85,536	3,000
Klassen, Constance	81,022	1,706
Kohorst, George	86,564	-
Ku, Tennyson	79,157	32
Kumar, Mahesh	99,862	3,494
Kunen, Mark	84,722	-
Lai, Raymond	84,899	-
Lambertson, Ross	84,317	141
Larkin, Kara	76,318	1,296
Le Gros, Kathryn	102,359	4,222
Leahy, Robert	85,593	-
Lee, Lawrence	75,893	1,016
Lenihan, Beverley	84,856	-
Leone, Linda	76,460	2,507
Li, Diana	83,783	-
Lidstone, Rodney	90,856	1,079
Limacher, Mark	84,886	1,201

Lindsay, Maureen	84,784	918
Lockie, Peter	153,414	3,685
Luick, Nancy	81,043	-
MacDonald, Kenneth	80,973	1,372
Mace, Thomas	84,856	98
MacInnis, Scott	93,948	7,615
Mack, Catherine	92,290	2,022
MacRae, William	84,985	-
Magahay, Wendy	84,841	6,249
Mai, Nicolas	84,411	-
Maidstone, Peter	85,449	3,000
Manchester-Duval, Phyllis	84,884	2,909
Marczak, Karyn	85,711	-
Martin, Julia	85,598	4,269
Mason, Rebecca	75,702	-
Mason, Rosemary	83,596	3,217
Mavretic, Mary	84,985	497
Mayes, Wayne	84,760	-
McArthur, Susan	88,845	5,194
McCormack, Bruce	84,899	3,000
McFadden, Richard	84,765	-
McIntosh, Ann	84,161	2,141
McLeish, Richard	87,092	858
McLeod, Ian	102,359	7,405
McLeod, Lynda	77,713	3,469
McPherson, Robert	88,759	-
Meanwell, Neil	86,258	2,111
Megenbir, Ron	87,114	1,143
Mehta, Rajesh	80,530	1,260
Merner, Paul	112,689	10,429
Miszkiel, Marian	82,832	6,922
Mitchell, Sandee	86,365	3,529
Molnar, Charles	85,564	1,994
Moorhouse, Kelli-An	85,248	5,138
Murray, Geoff	83,722	820
Neilson, Karen	80,732	1,071
Nelson, Edgar	86,878	1,229
Nemec, James	80,849	4,800
Newburg, Grant	78,323	565
Newton, Thomas	88,936	1,340
Nielsen, Olaf	89,866	23,388
Nienaber, Wilfred	85,449	323
Niwa, Maureen	88,922	4,723
Noel, Justine	96,575	-
Nordman, Eric	81,956	229
Norrie, Keri	94,194	1,413
Noussitou, Gilbert	117,446	2,843

O'Dowd, Colleen	78,754	3,049
O'Hare, Kim	85,883	1,938
Ormiston, Todd	84,661	6,571
Oxford, Ivan	90,248	6,633
Ozbadem, Ergin	81,084	1,446
Painter, Leslie	84,899	-
Parker, Alison	75,624	4,590
Paterson, Allan	86,841	645
Paterson, Elaine	85,028	9,956
Patterson, Dianne	83,078	1,789
Paulson, James	83,596	26,417
Peressini, Rob	83,559	3,143
Perry, Dianne	75,307	5,365
Petays, Brenda	77,303	1,531
Petrak, Heidi	85,682	497
Pettyjohn, Dwayne	75,456	989
Pfeifer, Darrell	79,157	-
Pimlott, Godfried	85,593	-
Pitman, Kelly	84,841	-
Plante, Ybo	77,869	2,554
Ploughman, Elizabeth	84,949	-
Plummer, Marilyn	81,694	502
Pooni, Baldev	153,522	12,562
Powers, Denis	132,081	2,182
Prytherch, Sian	85,593	199
Reagan, David	85,449	807
Reagan, Janet	85,536	691
Rehor, Peter	114,920	16,175
Reimer, Deidrich	79,414	600
Richman, Michael	80,132	747
Robb, Leanne	87,939	1,251
Robson, Beverley	84,580	-
Roemer, Thomas	132,674	27,478
Rook, Rusty	89,504	-
Roosendaal, Deanna	91,357	3,582
Ross, Kristin	75,507	1,560
Rubidge, Pamela	84,204	1,176
Sacilotto, Laura	84,515	697
Salema, Teresa	76,168	565
Sargent, Debra	93,165	5,283
Schaefer, Melissa	82,898	851
Schaerer, Saryta	100,299	5,378
Scobie, Carol	84,293	3,477
Sedlock, Robert	85,593	593
Seed, Terrence	79,217	2,000
Sekhon, Kanwarjit	90,020	823
Shahni, Saeed	85,916	4,061

Shirley, Karen	84,291	2,414
Shpak, Dale	85,406	690
Sims, Trina	86,395	1,417
Sly, Nancy	85,742	9,491
Smith, Derek	87,301	349
Smith, Mavis	88,355	2,050
Smith, Murray	84,948	5,884
Sorensen, Robert	90,248	557
Sovka, David	84,948	4,761
Spaulding, William	79,862	324
Stein, Jennifer	94,809	1,333
Stekelenburg, Lisa	76,756	2,774
Stephen, Jeffrey	90,295	2,357
Stephens, Karen	85,734	1,450
Stevenson, James	78,435	300
Stewart, Sandra	79,687	2,685
Stratford, James	88,483	2,838
Surridge, Blair	75,288	2,298
Sutherland, Colleen	101,128	47,883
Swanwick, Mark	78,557	-
Syme, Paul	88,997	689
Szwender, Halinka	93,271	3,820
Tait, Shannon	75,224	74
Tavares, Cecilia	76,383	132
Thalheimer, Agatha	87,752	317
Thiessen, Susanne	93,423	9,202
Thompson, Charlotte	84,161	3,300
Tilley, Margaret	86,956	882
Tol, Ian	88,819	1,177
Tonks, Randal	85,593	2,509
Tremblay, Suzanne	87,687	5,499
Tschritter, Richard	79,697	-
Van Akker, Albert	88,533	3,402
van de Vegte, Joyce	86,363	264
Van Neutegem, Anthony	92,177	126
van Oort, James	80,670	229
van Wiltenburg, Wilma	83,938	3,499
VanDenbossche, Michael	77,053	9,737
Vaux, Darren	88,628	1,900
Vawda, Ahmed	85,593	-
Verjinschi, Bogdan	83,315	3,000
Viczko, Lynne	85,824	2,380
Vliet, Larry	79,794	42
Wakefield, Ronald	85,550	523
Walzak, Timothy	138,684	4,196
Warren, Russell	82,252	-
Warrender, Ian	87,301	352

Webster, Leanne	88,294	2,475
Wells, Robert	85,691	5,542
Welsh, Marlene	76,349	3,434
West, Elizabeth	84,204	5,529
Widdifield, Lyle	81,656	2,108
Willihnganz, Nancy	84,991	1,921
Wilson, Ali	88,075	2,630
Wrean, Patricia	85,449	856
Yakimoski, Nancy	83,365	3,371
Yang, John	84,969	-
Yates, Joan	100,788	5,685
Yee, Francis	85,593	4,500
Young, Paula	84,138	320
Zajchowski, Richard	75,920	3,851
Zamluk, Corrine	81,385	2,306
Zehr, Lori	93,239	4,569
Total over \$75,000	29,133,058	940,954
Total for employees earning less than \$75,000	35,905,268	1,169,081
Total All Employees	65,038,325	2,110,035

Severance Information:

Number of agreements	3
Number of equivalent month's gross salary	32

Prepared under the Financial Information Regulation, Schedule 1, section 6(7)

Reconciliation

Total remuneration for Members of the Board of Directors	\$ 510,293
Total remuneration for other employees	\$ 65,038,325
	<hr/>
Subtotal	\$ 65,548,618
Total per Statement of Operations and Changes in Fund Balances	81,468,453
	<hr/>
Variance	<u><u>(15,919,835)</u></u>

Explanation of variance:

The statements of operations for all of the funds of the College include the College's share of benefit costs related to salaries and benefits. Such benefits are not included in the remuneration shown in the tables in accordance with the Financial Information Regulation, Schedule 1, subsection 6(1).



**PAYMENTS TO CORPORATIONS, FIRMS
AND INDIVIDUALS FOR SUPPLIES OR
SERVICES RENDERED DURING
THE YEAR ENDED MARCH 31, 2011**

Vendor	Amount
1st Team Consulting Ltd	41,183
3D Systems Inc	110,565
ACCC	45,491
Access Copyright	122,977
Acklands - Grainger Inc	34,214
ACME Supplies Ltd.	115,461
Acrodex Inc	64,893
Air Liquide Canada Inc	85,789
Airgas Canada Inc	27,230
Alice Van Blokland	50,070
Anixter Canada Inc	32,933
Apple Canada Inc	110,635
Applied Engineering Solutions Ltd.	28,876
Aramark Canada Ltd.	96,969
ArmchairTourist Video Inc	25,674
Assoc of Public Post Secondary Colleges	75,000
Avalon Mechanical Consultants Ltd	211,608
B&C Food Distributors	59,338
Bartle & Gibson Co Ltd	29,934
BC Academic Health Council	38,618
BC Hydro and Power Authority	629,059
BC Moving & Storage Ltd	54,398
BC Pension Corp	5,077,655
BC Transit	30,486
Boardwalk Communications	117,674
Bradley Shuya Architect Inc.	151,711
Brett Westcott	28,358
Bridges for Women Society	35,000
C & R Plumbing Ltd	253,065
C & W Campbell Homes Ltd.	460,968
Camosun College Foundation	636,250
CampusEAI	37,453
Canadian Sport Centre Pacific	43,504
Canadian Standards Association	52,586
Canpro Construction Ltd	1,371,441
Charter Telecom Inc	32,820
Chow Low Hammond Architects Inc	258,175
Coca Cola Refreshments Canada Company	65,774
Compugen	83,858
Corp of the Dist of Saanich	143,481
Coutts Information Services	46,983
Dan McDougall	72,666

Dave's Drywall	76,662
David Mulroney & Company	51,726
Delta Burnaby Hotel & Conference Centre	31,486
Desire2learn Inc	117,550
DV Media/DV Cuisine	44,602
Ebsco Canada Ltd	55,197
Elevate Consulting	41,944
Eros Vision Works Inc	36,722
Fairway Market	27,704
Fisher Scientific Company	41,515
Follett Higher Education Group	246,210
FortisBC - Natural Gas	512,958
Gibson Library Connections	26,992
Global Payments	138,126
HEITBC	204,934
Henry Schein Ash Arcona	27,830
Heritage Office Furnishings	345,146
Hi-Cube Storage Products Ltd.	39,778
Honeywell Limited	197,617
Houle Electric Ltd.	192,376
Ikon Office Solutions, Inc	84,095
Island Office Equipment Ltd	90,588
J P T Sales Ltd	37,462
John Wiley & Sons Canada	57,276
Jonathan Morgan & Company	44,887
Josh Erickson	29,676
Karl Huffman	43,605
Kinemedics	34,071
KPMG LLP	50,080
Laerdal Medical Canada Ltd	28,683
Life Fitness	31,026
Linde Canada Ltd	37,645
Literacy Victoria	84,400
Livingston International Inc	40,116
Login Brothers Canada	347,559
Lumberworld Ltd	64,667
Macquarie Equipment Finance Ltd	636,000
Manulife Financial	4,654,067
McGraw-Hill Ryerson Limited	396,538
Melink Energy Saving Solutions	32,377
Merak Consulting Ltd	79,725
METI Learning	26,291
MGG Consulting	52,385
Microserve Business Computers	118,847
Minasi Research & Development Inc	36,204
Minister of Finance	134,414
Modern Tool (BC) Ltd	33,180

Monk Office	260,851
Morgan Electrical Group Ltd.	135,777
Morton Clarke & Co Ltd	54,627
MPS MacMillan Publishing Srv.	46,669
Nelson Education Ltd	683,156
North Island College	48,380
OA Solutions	62,325
Open Storage Solutions Inc	99,210
Oxford Univ Press	116,548
P.R. Bridge Systems Ltd.	30,084
Pacific Carbon Trust	57,023
Pacific Institute for Sport	280,329
Pattison Outdoor Advertising	29,280
Pearson Education Canada	1,388,400
Perma Construction Ltd.	3,734,317
Playsted Sheet Metal	41,742
Points West Audio Visual Ltd.	26,774
Postage by Phone	75,000
Prairie Equipment Ltd	36,512
Price's Alarm Systems Ltd	28,637
QS Quacquarelli Symonds Ltd	27,064
Quantum Murray LP	132,128
Queens Printer	235,927
RadioWorks	78,391
Rams Interactive Inc.	80,205
Receiver General for Canada	3,385,422
Ricoh Canada Inc	66,236
Robbins Parking	125,008
Rogers Wireless Inc	187,804
Rolex Plastics & Printing Ltd	40,703
Royal Roads University	333,514
Russell Food Equipment Ltd	73,319
Saltspring Island Literacy Society	39,200
Salus Systems Ltd	70,936
Schneider Canada Inc	50,978
School District #63	46,886
School District #64	109,534
Seattle Surgical Repair	26,473
Securiguard Services Limited	184,022
Selkirk College	34,937
Sentry Technology Corporation	36,086
Shepell.Fgi, a Division of Morneau Shepell	60,739
Signs of the Times Ent Inc	63,537
Simon Fraser University	92,501
SirsiDynix	27,861
Softchoice Corporation	61,856
Spatial Technologies Inc	37,193

SRL Fire Protection Ltd	52,400
Stantec Architecture Ltd	106,046
Staples Store	36,668
Stratasys	57,723
Swanson Sheet Metal Ltd	37,107
Sysco Victoria	106,887
TELUS Communications (BC) Inc	38,096
The Cumis Group Ltd	53,459
Thrifty Foods	66,129
Times Colonist	49,703
TSS Total Safety Services, Inc	43,931
University of Victoria	186,476
Victoria Conservatory of Music	227,500
VIHA	69,141
Visual Sound Store	83,063
W.B. Custom Marine	31,693
Waste Management	110,865
Web exPress Inc	40,746
Wesco Distribution-Canada Inc	31,636
West Isle Industries Ltd	74,288
Westburne West	32,064
Wilkinson Steel and Metals	54,647
Wilson's Transportation Ltd	81,802
Workers Compensation Board	194,259
Xpedx Canada	118,155
Zeller's	31,749

Total over \$25,000	35,814,094
----------------------------	-------------------

Total less than \$25,000	6,665,581
---------------------------------	------------------

Grand total	42,479,675
--------------------	-------------------

Reconciliation

Total of aggregate payments exceeding \$25,000 paid to suppliers	\$ 35,814,094
Consolidated total of payments of \$25,000 or less paid to suppliers	\$ 6,665,581
Consolidated total of all grants and contributions exceeding \$25,000	\$ -
	<hr/>
Subtotal	\$ 42,479,675
Total per Statement of Operations and Changes in Fund Balances	24,746,548
	<hr/>
Variance	<u>17,733,127</u>

Explanation of variance:

Total payments to suppliers include benefits and other related salary costs, as well as contract services presented as salary and benefit expense in the statements of operations for the College.



2010/2011 FINANCIAL INFORMATION ACT REPORT
STATEMENT OF FINANCIAL INFORMATION APPROVAL

The undersigned represents the Board of Governors of Camosun College and approves all the statements and schedules included in this Statement of Financial Information, produced under the *Financial Information Act*.

A handwritten signature in black ink, appearing to be 'K. O.', is written above a horizontal line.

Chair, Board of Governors

9/12/11

September 12, 2011