



# Aboriginal students at Camosun College

2005-10

Educational Research and Planning

November 2011



## CONTENTS

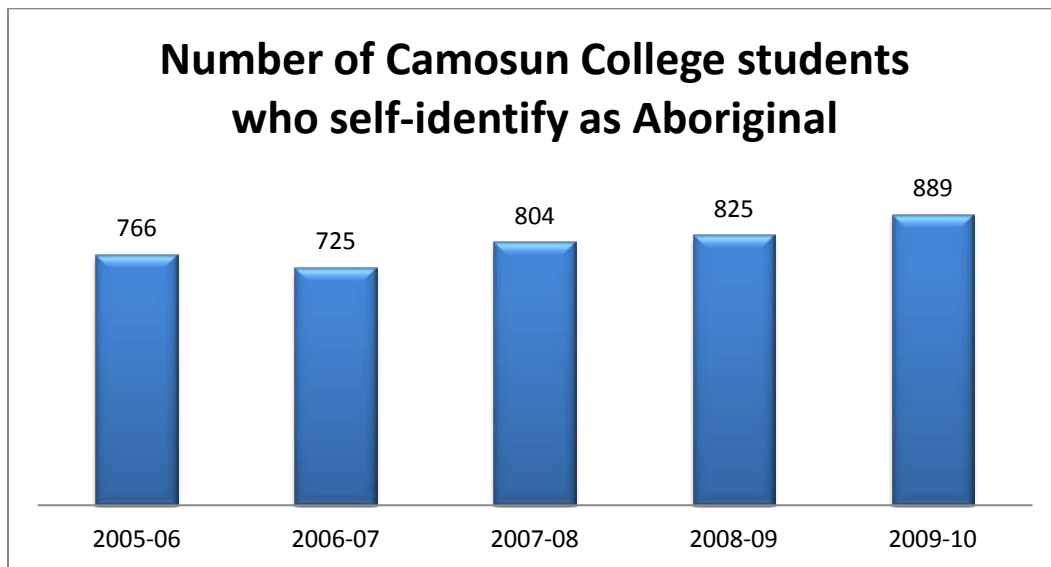
Overall enrolment.....	1
Headcount enrolments.....	1
Full-time equivalent (FTE) enrolments .....	2
Gender .....	3
Age.....	4
Program enrolments.....	5
Data sources and definitions .....	9
Headcounts.....	9
Full-Time Equivalent (FTEs) .....	10

## OVERALL ENROLMENT

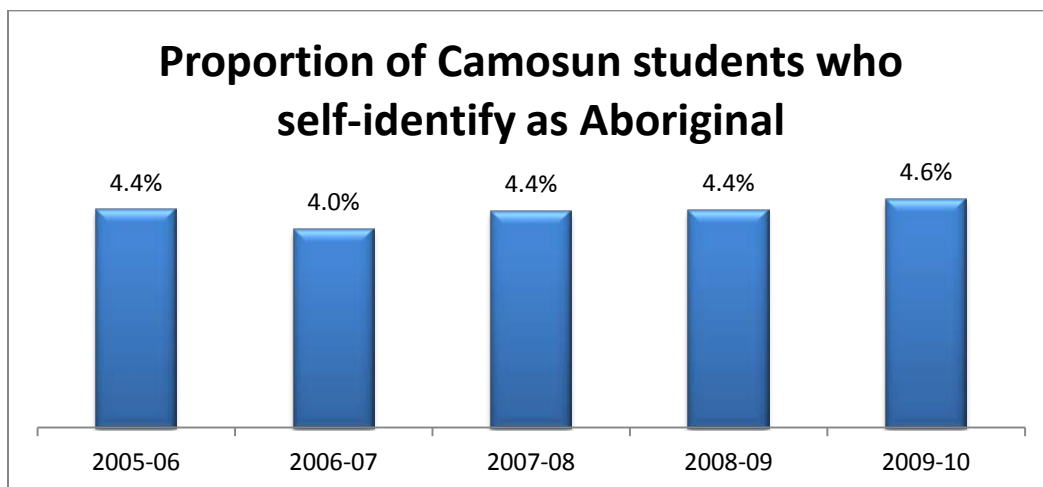
This report provides a picture of Aboriginal students attending Camosun College for academic years (September to August) of 2005-06 through 2009-10. Please refer to **Data sources and definitions** for details.

## HEADCOUNT ENROLMENTS

The number of Camosun College students who self-identify as Aboriginal has increased by about 16%, from 766 in 2005-06 to 889 in 2009-10. Aboriginal enrolment growth outpaced overall enrolment, which rose by just over 10% in the same period.

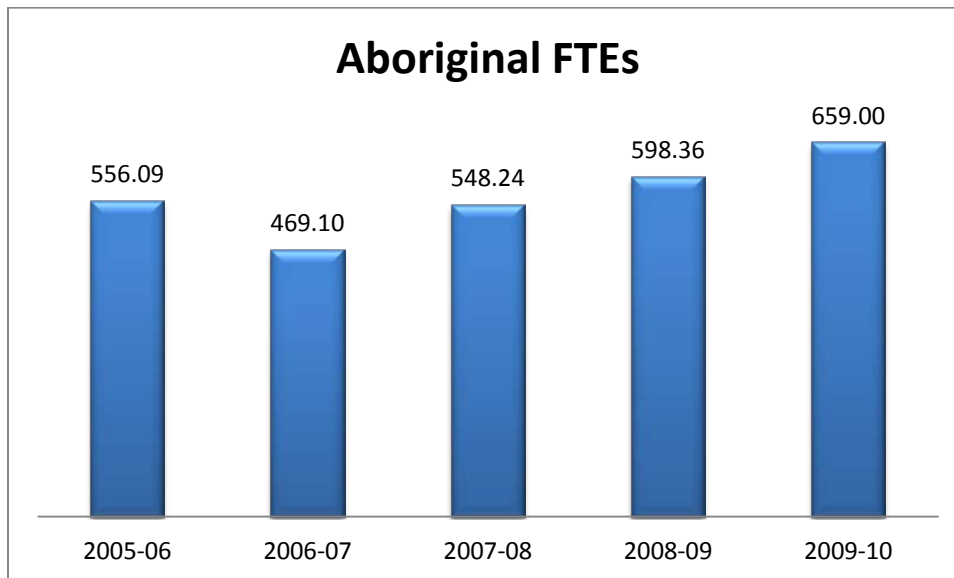


Nonetheless, because of the relatively low numbers of Aboriginal students, the proportion self-identifying as Aboriginal remained virtually the same throughout the period, at under 5% of all students.

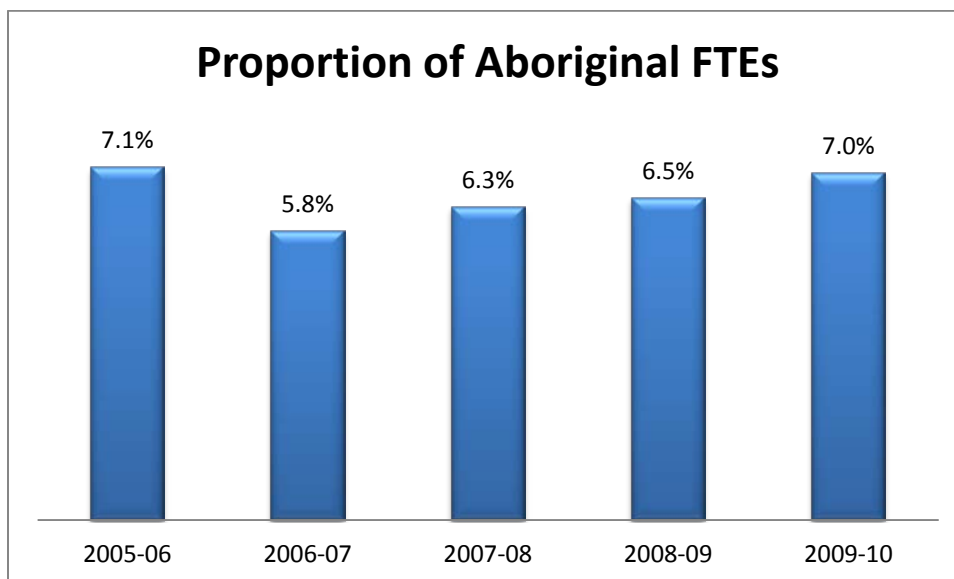


### FULL-TIME EQUIVALENT (FTE) ENROLMENTS

The number of full-time equivalent (FTE) Aboriginal students has been increasing in recent years, from a low of 469.1 in 2006-07 to a high of 659.00 in 2009-10.



The proportion of FTEs that is Aboriginal has been increasing, from a low of 5.8% in 2006-07 to 7.0% in 2009-10, which is very close to the proportion in 2005-06.



## GENDER

Overall, the proportion of Aboriginal students that is female has not changed much since 2005-06, with only a slight decrease of 0.3% (from 58.6% in 2005-06 to 58.3% in 2009-10). The proportion that is male has correspondingly increased slightly. Among **non-Aboriginal** students at Camosun, the same stability exists, with only a 0.2% decline in the share of female students. The proportion of Aboriginal students that is female continues to be higher than the proportion of non-Aboriginal students that is female.

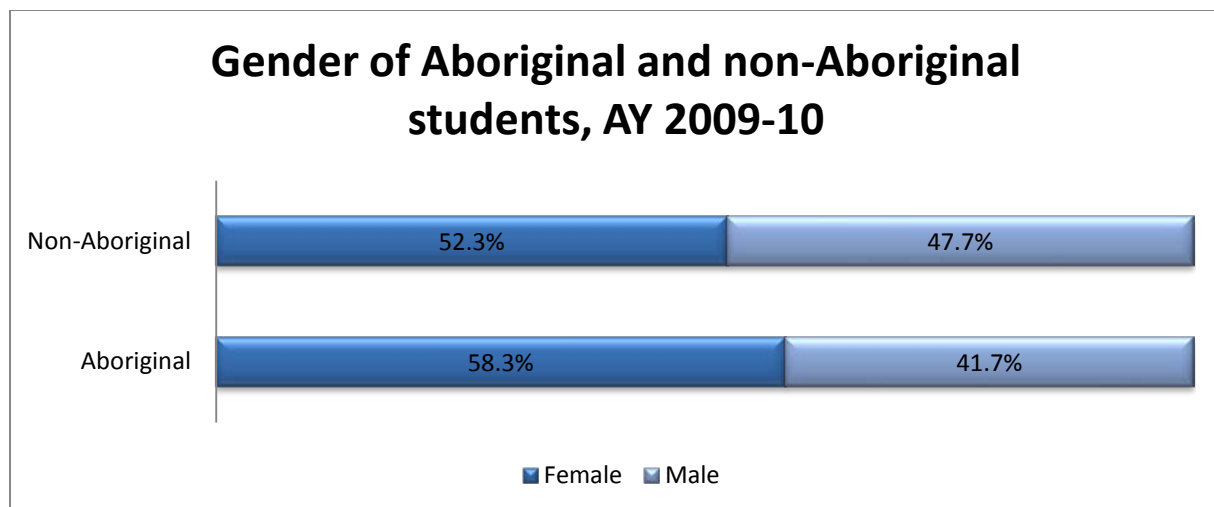
### Camosun College, gender of Aboriginal students

Academic Year	Female	Male
2005-06	58.6%	41.4%
2006-07	60.9%	39.1%
2007-08	57.6%	42.4%
2008-09	58.1%	41.9%
2009-10	58.3%	41.7%

### Camosun College, gender of non-Aboriginal students

Academic Year	Female	Male
2005-06	52.5%	47.5%
2006-07	51.0%	49.0%
2007-08	52.0%	48.0%
2008-09	51.5%	48.5%
2009-10	52.3%	47.7%

In the academic year 2009-10, the gender split among non-Aboriginal students at Camosun was fairly close to 50-50, with slightly more females (52.3%) whereas nearly 60% of Aboriginal students (58.3%) were female.



## AGE

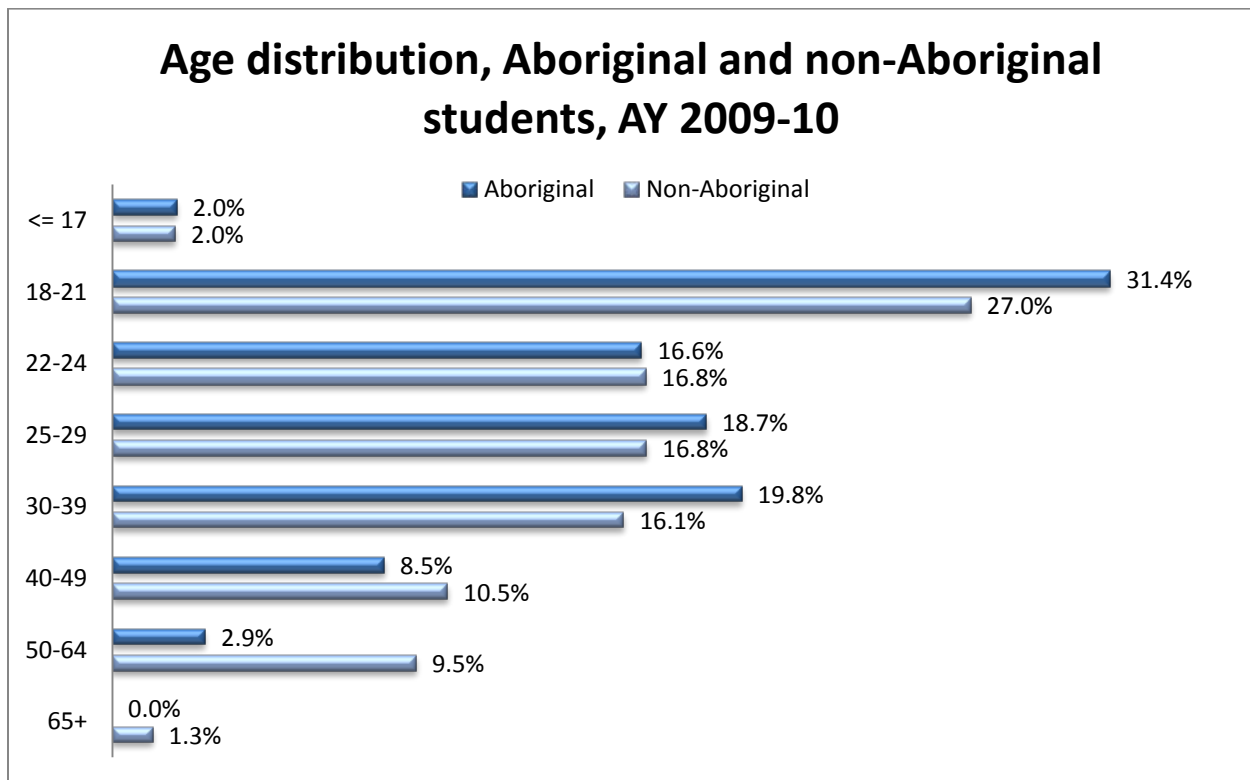
Aboriginal students at Camosun are generally younger than non-Aboriginal students. As the tables below indicate, in the most recent academic year for which data is available (2009-10), 68.7% of Aboriginal students were under 30, compared to 62.6% of non-Aboriginal students.

### Camosun College, age distribution of Aboriginal students

Academic Year	<= 17	18-21	22-24	25-29	30-39	40-49	50-64	65+
2005-06	1.8%	28.9%	21.7%	20.9%	15.7%	8.4%	2.6%	0.0%
2006-07	1.9%	29.1%	23.2%	18.1%	16.8%	8.7%	2.2%	0.0%
2007-08	2.6%	28.3%	21.1%	19.9%	17.2%	7.5%	3.4%	0.0%
2008-09	1.5%	28.1%	20.7%	21.9%	16.6%	8.6%	2.6%	0.1%
2009-10	2.0%	31.4%	16.6%	18.7%	19.8%	8.5%	2.9%	0.0%

### Camosun College, age distribution of non-Aboriginal students

Academic Year	<= 17	18-21	22-24	25-29	30-39	40-49	50-64	65+
2005-06	1.5%	27.8%	16.6%	14.8%	17.0%	12.5%	8.8%	1.0%
2006-07	1.5%	26.2%	16.9%	15.3%	16.3%	12.7%	10.1%	0.9%
2007-08	2.1%	26.1%	17.1%	16.5%	16.5%	11.9%	8.9%	0.9%
2008-09	2.2%	27.0%	16.7%	16.8%	16.5%	10.9%	9.1%	0.9%
2009-10	2.0%	27.0%	16.8%	16.8%	16.1%	10.5%	9.5%	1.3%



## PROGRAM ENROLMENTS

The following tables display program enrolments for the Academic Years 2005-06 to 2009-10. Please note that many students enrol in multiple programs and the total program enrolments will be greater than the student headcounts as a result.

### Aboriginal Enrolments by Academic Year, 2005-06 to 2009-10

Type of credential and program	2005-06	2006-07	2007-08	2008-09	2009-10
<b>Associate Degree Total</b>	18	13	12	38	44
<i>Arts and Sciences</i>					
Associate of Arts Degree	17	11	9	30	34
Associate of Science Degree	1	2	3	8	10
<b>Advanced Diploma Total</b>	2	4	5		
<i>Business and Management</i>					
Human Resource Management	2	4	5		
<b>Apprenticeship Total</b>	67	59	101	122	130
<i>Trades</i>					
Apprentice Training- Automotive Mechanics	7	5	5	2	6
Apprentice Training- Carpentry	23	20	40	32	32
Apprentice Training- Cooking	7	8	14	11	9
Apprentice Training- Electrician	14	12	19	25	27
Apprentice Training- Gas Fitter			2		
Apprentice Training- Plumbing	9	4	7	13	11
Apprentice Training- Sheetmetal	7	9	10	8	6
Apprentice Training- Sprinkler Fitter					1
Apprentice Training- Steam-Pipefitter				1	1
Apprentice Training- Welding		1	4	1	1
Joinery - Apprenticeship Training				1	
Metal Fabricator - Apprenticeship Training					1
Professional Cook Foundation - Level 1					8
Professional Cook Foundation - Level 2					1
Refrigeration/Air Conditioning Mechanic - Apprenticeship Training					1
Residential Building Maint Worker - Apprenticeship				11	19
Residential Construction Framing Techn - Apprenticeship				17	6
<b>Bachelor's Degree Total</b>	30	28	28	41	45
<i>Business and Management</i>					
Bachelor of Business Administration			3	9	7
<i>Health</i>					
Baccalaureate of Science in Nursing			10	24	35
Nursing	30	28	15	8	
<i>Human and Social Services</i>					
Bachelor of Athletic and Exercise Therapy					3
<b>Certificate Total</b>	123	150	154	148	138
<i>Arts and Sciences</i>					
Archaeological Field Assistant			1	3	
First Nations Health and Education Access		11	10		
<i>Business and Management</i>					
Business Access	3	6	2	4	2
Business Management	1	1			2
Leadership Development	5	6	4	2	2
Microsoft Office	3	7	4	3	4
Office Administration		1		4	6

Type of credential and program	2005-06	2006-07	2007-08	2008-09	2009-10
Office Administration On-Line				1	
Professional Accounting	2	3	6	4	6
Provincial Revenue Administration	1	1	1		
Tourism Certificate	2				
Travel Counselling	1		2	3	
<i>Developmental</i>					
Science Foundations	1			1	
<i>Education</i>					
Early Childhood Care and Education		2	4	5	4
<i>Engineering and Applied Sciences</i>					
AutoCAD Graphics		3	1	1	2
Civil Eng Tech Access	1	2	2		3
Computer Systems Technology		1		3	4
Electrical Technician					1
Electronics Engineering Technology Access	1	1		1	1
Horticulture	1			1	1
Horticulture Technician			1	1	1
Mechanical Engineering Technology Access		1			
Microsoft Access Data Management	3	2	2	1	
Naval Electronics Internetworking Devices (NE Delta)		1	1		
Naval Weapons Operating Systems and Networks (NW Delta)	1				
Network and Electronics Technician	2	1			
Web Design	1	3		1	3
<i>Health</i>					
Activity Assistant	1	1			2
Certified Dental Assistant	1	1	4		1
Community Mental Health				2	5
Community Mental Health Worker	3	2	3	3	5
Dental Office Receptionist		1	1	1	
HEALTH CARE ASSISTANT					11
Home Support/Resident Care Attendant	14	15	20	21	11
Home Support/Resident Care Attendant for First Nations	1	1	5	2	2
Hospital Unit Clerk		1	1	1	1
Medical Lab	2	1	2	1	1
Medical Office Assistant		1		1	
Pharmacy Technician		1	2	1	
Practical Nursing	8	7	5	6	14
Practical Nursing Access for Health Care Assistants					5
Practical Nursing Access for Resident Care Attendants	4	2		3	1
<i>Human and Social Services</i>					
Addiction Studies	1				
Community Support and Education Assistant			1		1
Community Support Worker	4				
Counselling Support Worker	1				
First Nations Family Support Worker/Indigenous Family Support	18	13	7	11	19
Legal Office Assistant	1	1	1	1	
Local Government Administration		1	1	2	2
Professional Golf Management	1				
<i>Personal Improvement and Leisure</i>					
Community Support Work Foundations			3		
<i>Trades</i>					
Automotive Mechanical Repair Foundation			3	4	2

Type of credential and program	2005-06	2006-07	2007-08	2008-09	2009-10
Automotive Service Technician Foundation					2
Carpentry Foundation			9	6	4
Culinary Arts 1	9	20	7		
Culinary Arts 2		4			
Culinary Arts Foundation - Level 1			15	13	4
Culinary Arts Foundation - Level 2			1	3	
Culinary Arts Foundation - Level 3			2	1	
Electrical Foundation			2	7	4
ELT Automotive	2	1			
ELT Carpentry	7	3			
ELT Electrical	3	3			
ELT Heavy Duty/Commercial Transport Mechanic	1	2			
ELT Plumbing & Pipe Trades	1	2			
Fine Furniture			1	1	1
Fine Furniture - Joinery			1	1	1
Heavy Duty Commercial Transport Mechanic Foundation				1	2
Plumbing and Pipe Trades Foundation			3	2	2
Sheet Metal Technician	2				
Sheet Metal Technician Foundation				1	2
Weldfitter Module		1	1		
Welding C Foundation		4	9	5	5
Welding Level A				1	
Welding Level B	1	1	3	6	3
Welding Level C	7	6			
<i>Visual and Performing Arts</i>					
Music Foundations	1	1		1	2
<b>Developmental Total</b>	<b>384</b>	<b>335</b>	<b>328</b>	<b>390</b>	<b>430</b>
<i>Arts and Sciences</i>					
Indigenous Human Services Career Access					8
<i>Developmental</i>					
Adult Special Education	18	16	19	24	15
Better Employment Strategies and Techniques	37	15	15	4	17
College Preparatory	149	142	132	157	154
English Language Development			2	1	1
First Nations College Preparatory				16	14
Foundations Academic Upgrading	180	162	160	187	221
Resident Care Attendant -ESL				1	
<b>Diploma Total</b>	<b>135</b>	<b>123</b>	<b>136</b>	<b>111</b>	<b>136</b>
<i>Arts and Sciences</i>					
Applied Communication	2	3	3	1	1
First Nations Community Studies/ Indigenous Studies	32	29	31	24	28
<i>Business and Management</i>					
Business Administration	44	36	39	28	36
Business Administration - Indigenous Business Leadership			1	9	23
Hotel and Restaurant Management	5	9	5	2	3
Office Management	1				
<i>Education</i>					
Early Childhood Care and Education			3		2
<i>Engineering and Applied Sciences</i>					
Applied Chemistry and Biotechnology	1	3	4	4	1
Civil Engineering Technology	6	8	4	6	6
Computer Systems Technology	7				2

Type of credential and program	2005-06	2006-07	2007-08	2008-09	2009-10
Electronics & Computer Engineering - Renewable Energy					2
Electronics Engineering Technology	4	3	1	2	
Environmental Technology	7	3	5	6	7
Mechanical Engineering Technology	5	2	4	4	5
<i>Health</i>					
Dental Hygiene	1	3	2		2
<i>Human and Social Services</i>					
Community, Family and Child Studies	3	8	13	7	6
Criminal Justice	10	5	3	2	2
Exercise And Wellness		2	3	4	3
Golf Management	2	1	2	1	1
Public Administration			1	1	
Sport Management			4	4	2
<i>Visual and Performing Arts</i>					
Music	1	1	2	1	1
Visual Arts	4	7	6	5	3
<b>No credential Total</b>	<b>282</b>	<b>270</b>	<b>258</b>	<b>279</b>	<b>280</b>
<i>Arts and Sciences</i>					
Academic General Studies					8
University Transfer	170	150	150	140	142
<i>Business and Management</i>					
Managing for Government			1	1	
<i>Engineering and Applied Sciences</i>					
Civil Engineering Bridge		1	1		1
Computer Engineering Bridge	1				
Electrical Engineering Bridge			2	4	1
Mechanical Engineering Bridge		1	1		2
Mining Engineering Bridge				1	
<i>Health</i>					
Interprofessional Mental Health & Addictions-Post Degree				1	1
Nursing Access for Practical Nurses		3		2	
<i>Human and Social Services</i>					
Professional Golf Operations	2		1		
<i>Other</i>					
Audit Studies			1	1	
Undeclared-General-Studies-Credit		11	5	14	15
Undeclared-General-Studies-Hours	5	4	5		1
<i>Personal Improvement and Leisure</i>					
Continuing Education	91	91	86	108	86
<i>Trades</i>					
Entry Level Training TOPS	6				
Nautical Upgrading	3	2	1	2	1
Welding Upgrading	4	7	4	5	3
<b>Total</b>	<b>1041</b>	<b>982</b>	<b>1022</b>	<b>1129</b>	<b>1203</b>

## DATA SOURCES AND DEFINITIONS

Information presented in this report is from the BC Central Data Warehouse (CDW), Ministry of Advanced Education, Institution Demographics and Program Level December 2010 pivot tables.

Aboriginal status in the CDW is self-declared by students. Students identifying themselves as any of Aboriginal, First Nations, Métis, or Inuit are considered Aboriginal for these reports. Aboriginal status may be determined by any of the following identifiers:

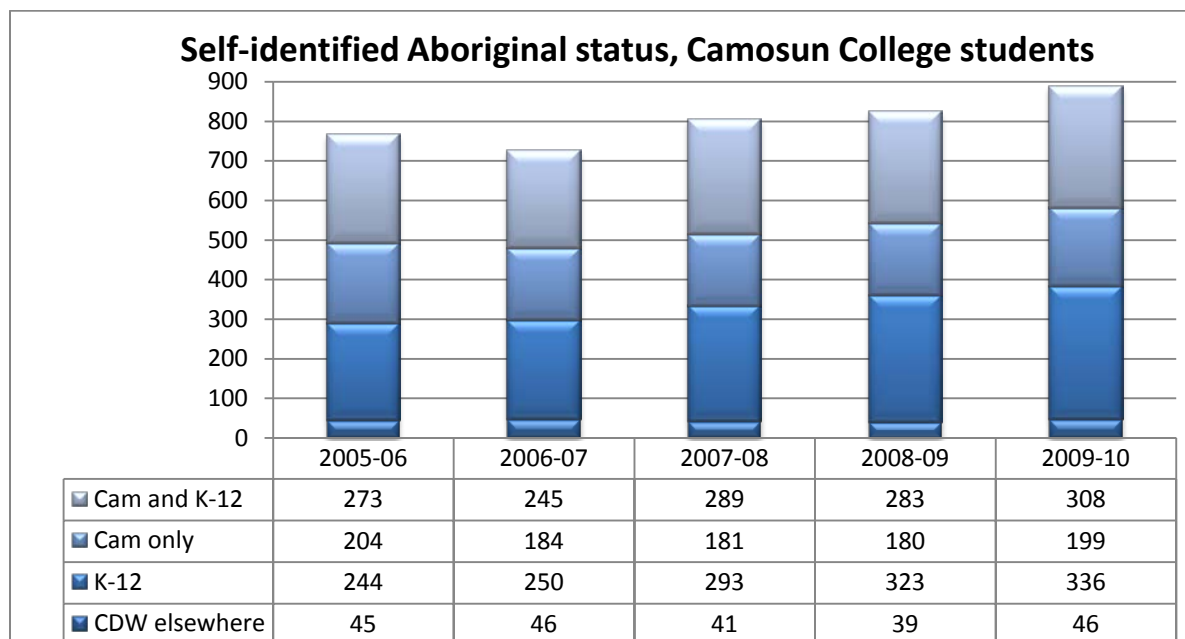
- Self identified Aboriginal status at Camosun College only
- Self identified Aboriginal status in K-12 data only
- Self identified Aboriginal status both at listed post-secondary institution and K-12 data
- Self identified Aboriginal Status in the CDW in another period and/or at any institution

## HEADCOUNTS

Total Aboriginal headcount is the sum of these four identifiers. All other students, including those for whom status is unknown, are assigned to the non-Aboriginal category. The following table and chart indicate how many students are associated with each identifier.

### Total Aboriginal students and all students by Academic Year, 2005-06 to 2009-10

Academic Year	Total Aboriginal Students	Total Students
2005-06	766	17351
2006-07	725	18042
2007-08	804	18331
2008-09	825	18760
2009-10	889	19190



**FULL-TIME EQUIVALENTS (FTEs)**

The CDW also reports data on Aboriginal FTEs, as noted in the following chart and table.

**Total Aboriginal and all FTEs by Academic Year, 2005-06 to 2009-10**

Academic Year	Total Aboriginal FTEs	Total FTEs
2005-06	556.09	7833.69
2006-07	469.10	8064.15
2007-08	548.24	8695.83
2008-09	598.36	9223.10
2009-10	659.00	9441.22

