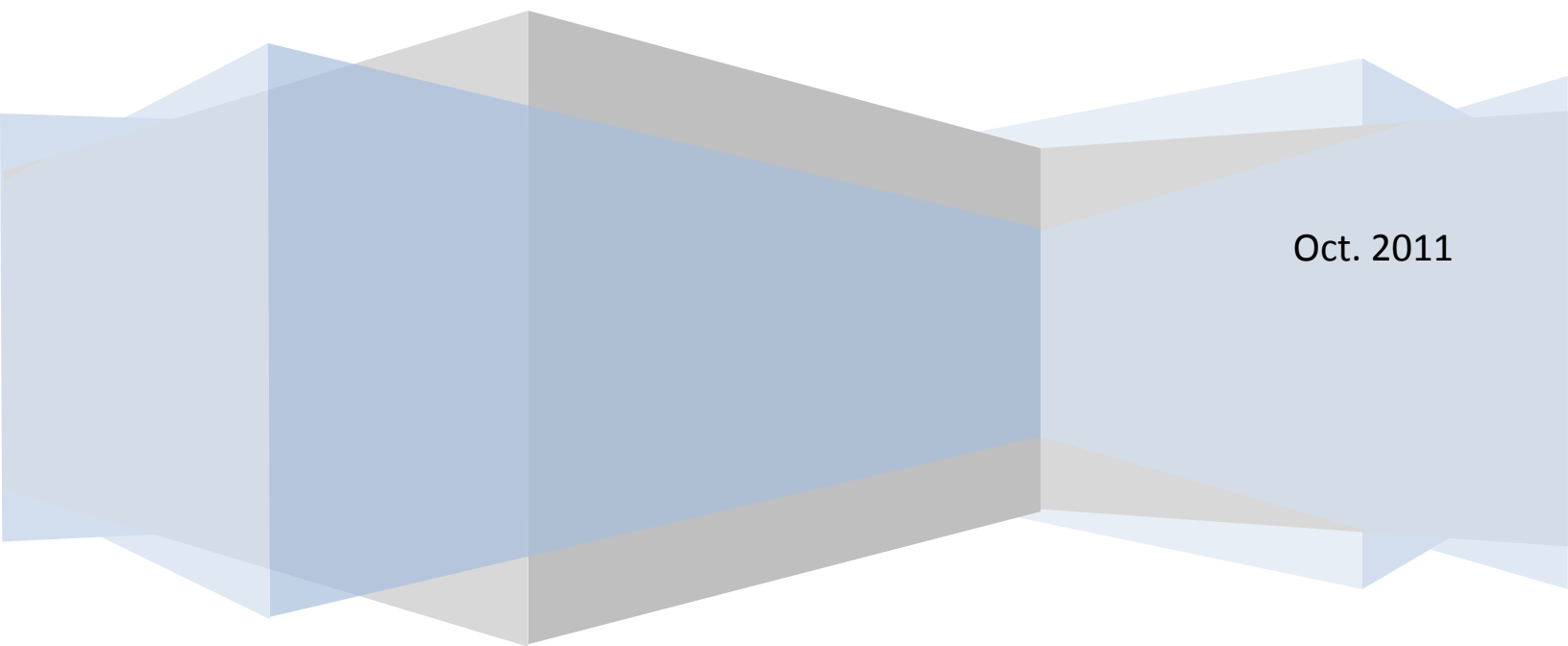


Business



School Business
Department Applied Business Technology
Program Legal Office Assistant
Year 1, Term 1 ABTLGL
Included Terms From 2006F to 2010F
Duration in Years 1

2010F	Progression	Count	Percent of Stably Enrolled
On-Cycle Credential	On-Cycle Credential	27	75%
Year 1 Term 3	Year 1 Term 3	32	89%
Year 1 Term 2	Year 1 Term 2	36	100%
Year 1 Term 1	Year 1 Term 1	36	100%

2009F	Progression	Count	Percent of Stably Enrolled
On-Cycle Credential	On-Cycle Credential	22	71%
Year 1 Term 3	Year 1 Term 3	28	90%
Year 1 Term 2	Year 1 Term 2	30	97%
Year 1 Term 1	Year 1 Term 1	31	100%

2008F	Progression	Count	Percent of Stably Enrolled
On-Cycle Credential	On-Cycle Credential	16	53%
Year 1 Term 3	Year 1 Term 3	22	73%
Year 1 Term 2	Year 1 Term 2	23	77%
Year 1 Term 1	Year 1 Term 1	30	100%

2007F	Progression	Count	Percent of Stably Enrolled
On-Cycle Credential	On-Cycle Credential	12	63%
Year 1 Term 3	Year 1 Term 3	16	84%
Year 1 Term 2	Year 1 Term 2	16	84%
Year 1 Term 1	Year 1 Term 1	19	100%

2006F	Progression	Count	Percent of Stably Enrolled
On-Cycle Credential	On-Cycle Credential	19	70%
Year 1 Term 3	Year 1 Term 3	22	81%
Year 1 Term 2	Year 1 Term 2	22	81%
Year 1 Term 1	Year 1 Term 1	27	100%

School Business
Department Applied Business Technology
Program Medical Office Assistant
Year 1, Term 1 ABTMOA
Included Terms From 2005F to 2010F
Duration in Years 1

2010F	Progression	Count	Percent of Stably Enrolled
On-Cycle Credential	On-Cycle Credential	23	64%
Year 1 Term 2	Year 1 Term 2	31	86%
Year 1 Term 1	Year 1 Term 1	36	100%

2009F	Progression	Count	Percent of Stably Enrolled
On-Cycle Credential	On-Cycle Credential	25	63%
Year 1 Term 2	Year 1 Term 2	37	93%
Year 1 Term 1	Year 1 Term 1	40	100%

2008F	Progression	Count	Percent of Stably Enrolled
On-Cycle Credential	On-Cycle Credential	19	79%
Year 1 Term 2	Year 1 Term 2	22	92%
Year 1 Term 1	Year 1 Term 1	24	100%

2007F	Progression	Count	Percent of Stably Enrolled
On-Cycle Credential	On-Cycle Credential	12	35%
Year 1 Term 2	Year 1 Term 2	29	85%
Year 1 Term 1	Year 1 Term 1	34	100%

2006F	Progression	Count	Percent of Stably Enrolled
On-Cycle Credential	On-Cycle Credential	16	57%
Year 1 Term 2	Year 1 Term 2	23	82%
Year 1 Term 1	Year 1 Term 1	28	100%

2005F	Progression	Count	Percent of Stably Enrolled
On-Cycle Credential	On-Cycle Credential	27	73%
Year 1 Term 2	Year 1 Term 2	34	92%
Year 1 Term 1	Year 1 Term 1	37	100%

School Business
Department Applied Business Technology
Program Office Administration
Year 1, Term 1 ABTOAD
Included Terms From 2005F to 2010F
Duration in Years 1

2010F	Progression	Count	Percent of Stably Enrolled
On-Cycle Credential	On-Cycle Credential	42	66%
Year 1 Term 2	Year 1 Term 2	61	95%
Year 1 Term 1	Year 1 Term 1	64	100%

2009F	Progression	Count	Percent of Stably Enrolled
On-Cycle Credential	On-Cycle Credential	39	61%
Year 1 Term 2	Year 1 Term 2	54	84%
Year 1 Term 1	Year 1 Term 1	64	100%

2008F	Progression	Count	Percent of Stably Enrolled
On-Cycle Credential	On-Cycle Credential	20	48%
Year 1 Term 2	Year 1 Term 2	33	79%
Year 1 Term 1	Year 1 Term 1	42	100%

2007F	Progression	Count	Percent of Stably Enrolled
On-Cycle Credential	On-Cycle Credential	20	63%
Year 1 Term 2	Year 1 Term 2	31	97%
Year 1 Term 1	Year 1 Term 1	32	100%

2006F	Progression	Count	Percent of Stably Enrolled
On-Cycle Credential	On-Cycle Credential	33	73%
Year 1 Term 2	Year 1 Term 2	41	91%
Year 1 Term 1	Year 1 Term 1	45	100%

2005F	Progression	Count	Percent of Stably Enrolled
On-Cycle Credential	On-Cycle Credential	26	59%
Year 1 Term 2	Year 1 Term 2	41	93%
Year 1 Term 1	Year 1 Term 1	44	100%

School Business
Department Bus - Gen/Acct/Comptr/Math
Program Bachelor of Business Administration
Year 1, Term 1 BBA3
Included Terms From 2006F to 2009F
Duration in Years 2

2009F		Progression	Count	Percent of Stably Enrolled
On-Cycle Credential		On-Cycle Credential	26	46%
Year 2 Term 2		Year 2 Term 2	41	72%
Year 2 Term 1		Year 2 Term 1	49	86%
Year 1 Term 2		Year 1 Term 2	52	91%
Year 1 Term 1		Year 1 Term 1	57	100%

2008F		Progression	Count	Percent of Stably Enrolled
On-Cycle Credential		On-Cycle Credential	26	46%
Year 2 Term 2		Year 2 Term 2	45	80%
Year 2 Term 1		Year 2 Term 1	47	84%
Year 1 Term 2		Year 1 Term 2	51	91%
Year 1 Term 1		Year 1 Term 1	56	100%

2007F		Progression	Count	Percent of Stably Enrolled
On-Cycle Credential		On-Cycle Credential	19	59%
Year 2 Term 2		Year 2 Term 2	21	66%
Year 2 Term 1		Year 2 Term 1	24	75%
Year 1 Term 2		Year 1 Term 2	27	84%
Year 1 Term 1		Year 1 Term 1	32	100%

2006F		Progression	Count	Percent of Stably Enrolled
On-Cycle Credential		On-Cycle Credential	5	50%
Year 2 Term 2		Year 2 Term 2	4	40%
Year 2 Term 1		Year 2 Term 1	6	60%
Year 1 Term 2		Year 1 Term 2	9	90%
Year 1 Term 1		Year 1 Term 1	10	100%

School Business
Department Bus - Gen/Acct/Comptr/Math
Program Business Administration
Year 1, Term 1 BUSADMIN1
Included Terms From 2006F to 2009F
Duration in Years 2

2009F	Progression	Count	Percent of Stably Enrolled
On-Cycle Credential	On-Cycle Credential	52	19%
Year 2 Term 2	Year 2 Term 2	135	49%
Year 2 Term 1	Year 2 Term 1	137	49%
Year 1 Term 2	Year 1 Term 2	210	76%
Year 1 Term 1	Year 1 Term 1	277	100%

2008F	Progression	Count	Percent of Stably Enrolled
On-Cycle Credential	On-Cycle Credential	91	33%
Year 2 Term 2	Year 2 Term 2	143	52%
Year 2 Term 1	Year 2 Term 1	144	53%
Year 1 Term 2	Year 1 Term 2	211	77%
Year 1 Term 1	Year 1 Term 1	274	100%

2007F	Progression	Count	Percent of Stably Enrolled
On-Cycle Credential	On-Cycle Credential	83	31%
Year 2 Term 2	Year 2 Term 2	128	48%
Year 2 Term 1	Year 2 Term 1	127	47%
Year 1 Term 2	Year 1 Term 2	215	80%
Year 1 Term 1	Year 1 Term 1	269	100%

2006F	Progression	Count	Percent of Stably Enrolled
On-Cycle Credential	On-Cycle Credential	112	35%
Year 2 Term 2	Year 2 Term 2	183	57%
Year 2 Term 1	Year 2 Term 1	188	59%
Year 1 Term 2	Year 1 Term 2	256	80%
Year 1 Term 1	Year 1 Term 1	321	100%

School Business
Department Bus - Gen/Acct/Comptr/Math
Program Business Management
Year 1, Term 1 BUSMGMT
Included Terms From 2004F to 2010F
Duration in Years 1

		Progression	Count	Percent of Stably Enrolled
2010F				
On-Cycle Credential		On-Cycle Credential	1	14%
Year 1 Term 2		Year 1 Term 2	6	86%
Year 1 Term 1		Year 1 Term 1	7	100%

		Progression	Count	Percent of Stably Enrolled
2009F				
On-Cycle Credential		On-Cycle Credential	1	9%
Year 1 Term 2		Year 1 Term 2	5	45%
Year 1 Term 1		Year 1 Term 1	11	100%

		Progression	Count	Percent of Stably Enrolled
2008F				
Year 1 Term 2		Year 1 Term 2	3	50%
Year 1 Term 1		Year 1 Term 1	6	100%

		Progression	Count	Percent of Stably Enrolled
2007F				
On-Cycle Credential		On-Cycle Credential	1	14%
Year 1 Term 2		Year 1 Term 2	5	71%
Year 1 Term 1		Year 1 Term 1	7	100%

		Progression	Count	Percent of Stably Enrolled
2006F				
On-Cycle Credential		On-Cycle Credential	1	17%
Year 1 Term 2		Year 1 Term 2	4	67%
Year 1 Term 1		Year 1 Term 1	6	100%

		Progression	Count	Percent of Stably Enrolled
2005F				
On-Cycle Credential		On-Cycle Credential	3	50%
Year 1 Term 2		Year 1 Term 2	1	17%
Year 1 Term 1		Year 1 Term 1	6	100%

		Progression	Count	Percent of Stably Enrolled
2004F				
Year 1 Term 2		Year 1 Term 2	1	100%
Year 1 Term 1		Year 1 Term 1	1	100%

School Business
Department Bus - Gen/Acct/Comptr/Math
Program Human Resource Management
Year 1, Term 1 HRMADV
Included Terms From 2005F to 2010F
Duration in Years 1

2010F		Progression	Count	Percent of Stably Enrolled
On-Cycle Credential		On-Cycle Credential	1	5%
Year 1 Term 2		Year 1 Term 2	15	75%
Year 1 Term 1		Year 1 Term 1	20	100%

2009F		Progression	Count	Percent of Stably Enrolled
On-Cycle Credential		On-Cycle Credential	4	22%
Year 1 Term 2		Year 1 Term 2	15	83%
Year 1 Term 1		Year 1 Term 1	18	100%

2008F		Progression	Count	Percent of Stably Enrolled
On-Cycle Credential		On-Cycle Credential	6	22%
Year 1 Term 2		Year 1 Term 2	21	78%
Year 1 Term 1		Year 1 Term 1	27	100%

2007F		Progression	Count	Percent of Stably Enrolled
On-Cycle Credential		On-Cycle Credential	6	26%
Year 1 Term 2		Year 1 Term 2	19	83%
Year 1 Term 1		Year 1 Term 1	23	100%

2006F		Progression	Count	Percent of Stably Enrolled
On-Cycle Credential		On-Cycle Credential	2	20%
Year 1 Term 2		Year 1 Term 2	6	60%
Year 1 Term 1		Year 1 Term 1	10	100%

2005F		Progression	Count	Percent of Stably Enrolled
On-Cycle Credential		On-Cycle Credential	3	38%
Year 1 Term 2		Year 1 Term 2	5	63%
Year 1 Term 1		Year 1 Term 1	8	100%

School Business
Department Bus - Gen/Acct/Comptr/Math
Program Local Government Administration
Year 1, Term 1 LOCALGOV
Included Terms From 2005F to 2009F
Duration in Years 1

2009F	Progression	Count	Percent of Stably Enrolled
On-Cycle Credential	On-Cycle Credential	3	27%
Year 1 Term 2	Year 1 Term 2	7	64%
Year 1 Term 1	Year 1 Term 1	11	100%



2008F	Progression	Count	Percent of Stably Enrolled
On-Cycle Credential	On-Cycle Credential	5	45%
Year 1 Term 2	Year 1 Term 2	7	64%
Year 1 Term 1	Year 1 Term 1	11	100%

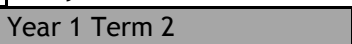

2007F	Progression	Count	Percent of Stably Enrolled
On-Cycle Credential	On-Cycle Credential	4	67%
Year 1 Term 2	Year 1 Term 2	5	83%
Year 1 Term 1	Year 1 Term 1	6	100%

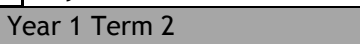

2006F	Progression	Count	Percent of Stably Enrolled
On-Cycle Credential	On-Cycle Credential	3	33%
Year 1 Term 2	Year 1 Term 2	6	67%
Year 1 Term 1	Year 1 Term 1	9	100%

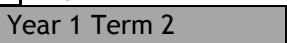

2005F	Progression	Count	Percent of Stably Enrolled
On-Cycle Credential	On-Cycle Credential	3	14%
Year 1 Term 2	Year 1 Term 2	8	36%
Year 1 Term 1	Year 1 Term 1	22	100%

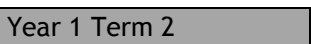

School Business
Department Bus - Gen/Acct/Comptr/Math
Program Professional Accounting
Year 1, Term 1 PACCT
Included Terms From 2005F to 2010F
Duration in Years 1

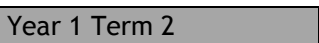

2010F		Progression	Count	Percent of Stably Enrolled
On-Cycle Credential		On-Cycle Credential	2	3%
Year 1 Term 2		Year 1 Term 2	41	71%
Year 1 Term 1		Year 1 Term 1	58	100%

2009F		Progression	Count	Percent of Stably Enrolled
On-Cycle Credential		On-Cycle Credential	1	2%
Year 1 Term 2		Year 1 Term 2	38	67%
Year 1 Term 1		Year 1 Term 1	57	100%

2008F		Progression	Count	Percent of Stably Enrolled
On-Cycle Credential		On-Cycle Credential	2	5%
Year 1 Term 2		Year 1 Term 2	28	68%
Year 1 Term 1		Year 1 Term 1	41	100%

2007F		Progression	Count	Percent of Stably Enrolled
On-Cycle Credential		On-Cycle Credential	2	4%
Year 1 Term 2		Year 1 Term 2	25	54%
Year 1 Term 1		Year 1 Term 1	46	100%

2006F		Progression	Count	Percent of Stably Enrolled
Year 1 Term 2		Year 1 Term 2	20	59%
Year 1 Term 1		Year 1 Term 1	34	100%

2005F		Progression	Count	Percent of Stably Enrolled
Year 1 Term 2		Year 1 Term 2	26	60%
Year 1 Term 1		Year 1 Term 1	43	100%

School Business
Department Business CE
Program Hospital Unit Clerk
Year 1, Term 1 HOSPUNIT
Included Terms From 2005F to 2010F
Duration in Years 1

2010F	Progression	Count	Percent of Stably Enrolled
On-Cycle Credential	On-Cycle Credential	24	100%
Year 1 Term 2	Year 1 Term 2	24	100%
Year 1 Term 1	Year 1 Term 1	24	100%

2009F	Progression	Count	Percent of Stably Enrolled
On-Cycle Credential	On-Cycle Credential	24	89%
Year 1 Term 2	Year 1 Term 2	26	96%
Year 1 Term 1	Year 1 Term 1	27	100%

2008F	Progression	Count	Percent of Stably Enrolled
On-Cycle Credential	On-Cycle Credential	24	92%
Year 1 Term 2	Year 1 Term 2	26	100%
Year 1 Term 1	Year 1 Term 1	26	100%

2007F	Progression	Count	Percent of Stably Enrolled
On-Cycle Credential	On-Cycle Credential	19	90%
Year 1 Term 2	Year 1 Term 2	20	95%
Year 1 Term 1	Year 1 Term 1	21	100%

2006F	Progression	Count	Percent of Stably Enrolled
On-Cycle Credential	On-Cycle Credential	11	92%
Year 1 Term 2	Year 1 Term 2	12	100%
Year 1 Term 1	Year 1 Term 1	12	100%

2005F	Progression	Count	Percent of Stably Enrolled
On-Cycle Credential	On-Cycle Credential	15	94%
Year 1 Term 2	Year 1 Term 2	16	100%
Year 1 Term 1	Year 1 Term 1	16	100%

School Business
Department Business CE
Program Leadership Development
Year 1, Term 1 LDCT
Included Terms From 2004F to 2010F
Duration in Years 1

		Progression	Count	Percent of Stably Enrolled
2010F				
Year 1 Term 2		Year 1 Term 2	14	19%
Year 1 Term 1		Year 1 Term 1	72	100%
2009F				
Year 1 Term 2		Year 1 Term 2	16	23%
Year 1 Term 1		Year 1 Term 1	69	100%
2008F				
Year 1 Term 2		Year 1 Term 2	14	18%
Year 1 Term 1		Year 1 Term 1	79	100%
2007F				
Year 1 Term 2		Year 1 Term 2	20	15%
Year 1 Term 1		Year 1 Term 1	134	100%
2006F				
Year 1 Term 2		Year 1 Term 2	29	28%
Year 1 Term 1		Year 1 Term 1	103	100%
2005F				
Year 1 Term 2		Year 1 Term 2	17	14%
Year 1 Term 1		Year 1 Term 1	119	100%
2004F				
On-Cycle Credential		On-Cycle Credential	3	3%
Year 1 Term 2		Year 1 Term 2	21	19%
Year 1 Term 1		Year 1 Term 1	108	100%

School Business
Department Business CE
Program Microsoft Office
Year 1, Term 1 MSFAST
Included Terms From 2004F to 2010F
Duration in Years 1

	Progression	Count	Percent of Stably Enrolled
2010F			
On-Cycle Credential	On-Cycle Credential	6	5%
Year 1 Term 2	Year 1 Term 2	1	1%
Year 1 Term 1	Year 1 Term 1	113	100%

	Progression	Count	Percent of Stably Enrolled
2009F			
On-Cycle Credential	On-Cycle Credential	1	1%
Year 1 Term 2	Year 1 Term 2	18	16%
Year 1 Term 1	Year 1 Term 1	113	100%

	Progression	Count	Percent of Stably Enrolled
2008F			
Year 1 Term 2	Year 1 Term 2	17	15%
Year 1 Term 1	Year 1 Term 1	115	100%

	Progression	Count	Percent of Stably Enrolled
2007F			
On-Cycle Credential	On-Cycle Credential	2	2%
Year 1 Term 2	Year 1 Term 2	17	15%
Year 1 Term 1	Year 1 Term 1	113	100%

	Progression	Count	Percent of Stably Enrolled
2006F			
On-Cycle Credential	On-Cycle Credential	1	1%
Year 1 Term 2	Year 1 Term 2	14	18%
Year 1 Term 1	Year 1 Term 1	80	100%

	Progression	Count	Percent of Stably Enrolled
2005F			
Year 1 Term 2	Year 1 Term 2	11	13%
Year 1 Term 1	Year 1 Term 1	87	100%

	Progression	Count	Percent of Stably Enrolled
2004F			
Year 1 Term 2	Year 1 Term 2	6	5%
Year 1 Term 1	Year 1 Term 1	116	100%

School Business
Department Business CE
Program MS Access Data Management
Year 1, Term 1 MSACCESS
Included Terms From 2003F to 2009F
Duration in Years 1

2009F		Progression	Count	Percent of Stably Enrolled
Year 1 Term 2		Year 1 Term 2	4	44%
Year 1 Term 1		Year 1 Term 1	9	100%

2008F		Progression	Count	Percent of Stably Enrolled
Year 1 Term 2		Year 1 Term 2	7	26%
Year 1 Term 1		Year 1 Term 1	27	100%

2007F		Progression	Count	Percent of Stably Enrolled
Year 1 Term 2		Year 1 Term 2	3	10%
Year 1 Term 1		Year 1 Term 1	31	100%

2006F		Progression	Count	Percent of Stably Enrolled
Year 1 Term 2		Year 1 Term 2	2	10%
Year 1 Term 1		Year 1 Term 1	21	100%

2005F		Progression	Count	Percent of Stably Enrolled
Year 1 Term 2		Year 1 Term 2	7	22%
Year 1 Term 1		Year 1 Term 1	32	100%

2004F		Progression	Count	Percent of Stably Enrolled
Year 1 Term 2		Year 1 Term 2	4	9%
Year 1 Term 1		Year 1 Term 1	47	100%

2003F		Progression	Count	Percent of Stably Enrolled
On-Cycle Credential		On-Cycle Credential	2	8%
Year 1 Term 2		Year 1 Term 2	2	8%
Year 1 Term 1		Year 1 Term 1	24	100%

School Business
Department Business CE
Program Travel Counselling
Year 1, Term 1 TRAVEL
Included Terms From 2003F to 2011W
Duration in Years 1

		Progression	Count	Percent of Stably Enrolled
2011W				
On-Cycle Credential		On-Cycle Credential	14	82%
Year 1 Term 1		Year 1 Term 1	17	100%
2010W				
On-Cycle Credential		On-Cycle Credential	14	88%
Year 1 Term 1		Year 1 Term 1	16	100%
2009W				
On-Cycle Credential		On-Cycle Credential	12	75%
Year 1 Term 1		Year 1 Term 1	16	100%
2007W				
On-Cycle Credential		On-Cycle Credential	16	100%
Year 1 Term 1		Year 1 Term 1	16	100%
2006F				
On-Cycle Credential		On-Cycle Credential	10	67%
Year 1 Term 1		Year 1 Term 1	15	100%
2005F				
On-Cycle Credential		On-Cycle Credential	20	95%
Year 1 Term 1		Year 1 Term 1	21	100%
2004F				
On-Cycle Credential		On-Cycle Credential	20	91%
Year 1 Term 1		Year 1 Term 1	22	100%
2003F				
On-Cycle Credential		On-Cycle Credential	16	84%
Year 1 Term 1		Year 1 Term 1	19	100%

School Business
Department Professional Golf Management
Program Golf Management
Year 1, Term 1 GOLFM1
Included Terms From 2006F to 2009F
Duration in Years 3

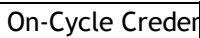
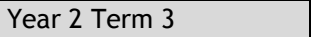





2009F	Progression	Count	Percent of Stably Enrolled
On-Cycle Credential	On-Cycle Credential	9	47%
Year 2 Term 2	Year 2 Term 2	16	84%
Year 2 Term 1	Year 2 Term 1	16	84%
Year 1 Term 2	Year 1 Term 2	18	95%
Year 1 Term 1	Year 1 Term 1	19	100%



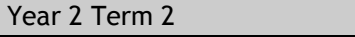




2008F	Progression	Count	Percent of Stably Enrolled
On-Cycle Credential	On-Cycle Credential	12	46%
Year 2 Term 2	Year 2 Term 2	17	65%
Year 2 Term 1	Year 2 Term 1	18	69%
Year 1 Term 2	Year 1 Term 2	22	85%
Year 1 Term 1	Year 1 Term 1	26	100%








2007F	Progression	Count	Percent of Stably Enrolled
On-Cycle Credential	On-Cycle Credential	9	43%
Year 2 Term 2	Year 2 Term 2	17	81%
Year 2 Term 1	Year 2 Term 1	17	81%
Year 1 Term 2	Year 1 Term 2	19	90%
Year 1 Term 1	Year 1 Term 1	21	100%








2006F	Progression	Count	Percent of Stably Enrolled
On-Cycle Credential	On-Cycle Credential	6	50%
Year 2 Term 2	Year 2 Term 2	7	58%
Year 2 Term 1	Year 2 Term 1	8	67%
Year 1 Term 1	Year 1 Term 1	12	100%

School Business
Department Tourism
Program Hotel & Restaurant Management
Year 1, Term 1 HRADMGMT1
Included Terms From 2006F to 2009F
Duration in Years 2

2009F		Progression	Count	Percent of Stably Enrolled
	On-Cycle Credential	On-Cycle Credential	13	38%
	Year 2 Term 3	Year 2 Term 3	20	59%
	Year 2 Term 2	Year 2 Term 2	29	85%
	Year 2 Term 1	Year 2 Term 1	30	88%
	Year 1 Term 3	Year 1 Term 3	30	88%
	Year 1 Term 2	Year 1 Term 2	33	97%
	Year 1 Term 1	Year 1 Term 1	34	100%

2008F		Progression	Count	Percent of Stably Enrolled
	On-Cycle Credential	On-Cycle Credential	30	75%
	Year 2 Term 3	Year 2 Term 3	30	75%
	Year 2 Term 2	Year 2 Term 2	27	68%
	Year 2 Term 1	Year 2 Term 1	29	73%
	Year 1 Term 3	Year 1 Term 3	34	85%
	Year 1 Term 2	Year 1 Term 2	38	95%
	Year 1 Term 1	Year 1 Term 1	40	100%

2007F		Progression	Count	Percent of Stably Enrolled
	On-Cycle Credential	On-Cycle Credential	28	72%
	Year 2 Term 3	Year 2 Term 3	29	74%
	Year 2 Term 2	Year 2 Term 2	25	64%
	Year 2 Term 1	Year 2 Term 1	30	77%
	Year 1 Term 3	Year 1 Term 3	31	79%
	Year 1 Term 2	Year 1 Term 2	34	87%
	Year 1 Term 1	Year 1 Term 1	39	100%

2006F		Progression	Count	Percent of Stably Enrolled
	On-Cycle Credential	On-Cycle Credential	23	68%
	Year 2 Term 3	Year 2 Term 3	26	76%
	Year 2 Term 2	Year 2 Term 2	25	74%
	Year 2 Term 1	Year 2 Term 1	28	82%
	Year 1 Term 3	Year 1 Term 3	27	79%
	Year 1 Term 2	Year 1 Term 2	31	91%
	Year 1 Term 1	Year 1 Term 1	34	100%